Millersville Board of Commissioners
Regular Meeting Agenda

Tuesday, December 17, 2019 at 5:30 P.M.
at the Community Center

1. Call to Order.

2. Invocation and Pledge to the Flag.

3. Approve the minutes from the November 19, 2019 Regular Commission Meeting.

4. Acceptance of the November 2019 Financial Report.

5. **Public Hearing on Ordinance 19-734,** an ordinance to rezone property on Ted Dorris Road, identified as Robertson County Map 125, Parcels 115.00 and 116.00, from Commercial C-3 to Commercial C-1.

    1. Open Public Hearing.
    2. Close Public Hearing.

6. **Second Reading of Ordinance 19-734,** an ordinance to rezone property on Ted Dorris Road, identified as Robertson County Map 125, Parcels 115.00 and 116.00, from Commercial C-3 to Commercial C-1.

7. Approve **Resolution 19-R-15**, a resolution to declare items as surplus property and authorize the sale or disposal of property deemed surplus, out of service, seized or abandoned.

8. Approve **Resolution 19-R-16**, a resolution to amend the Community Center Fees.

9. **First Reading of Ordinance 19-735,** an ordinance to amend Ordinance 05-515 related to processing fees for credit card payments.

10. Approve the appointment of Mr. Bruce Oldham of Oldham & Dunning, LLC to serve as City Attorney.

11. Approve an agreement between the City of Millersville and Bruce Oldham of Oldham & Dunning, LLC for Legal Services and authorize the Mayor to sign on the City's behalf.

12. Citizens comments. (Limited to 3 minutes per speaker.)

13. City Manager comments.

14. Commissioner comments.

15. Adjournment.

CITY OF MILLERSVILLE, TENNESSEE
ORDINANCE 19-734

AN ORDINANCE TO REZONE PROPERTY ON TED DORRIS ROAD, SPECIFICALLY IDENTIFIED AS ROBERTSON COUNTY MAP 125, PARCELS 115.00 AND 116.00, FROM COMMERCIAL C-3 TO COMMERCIAL C-1.

WHEREAS, property identified as Robertson County Map 125, Parcels 115.00 and 116.00, also known as 0 Ted Dorris Road, is currently zoned Commercial C-3; and

WHEREAS, this property is proposed to be rezoned to Commercial C-1; and

WHEREAS, the proposed zoning designation is complimentary to and transitionary with other commercial zoning designations in the vicinity; and

WHEREAS, it is in the City of Millersville's best interest to assign this zoning designation to this particular parcel to allow for the highest and best use; and

WHEREAS, the Planning Commission voted unanimously to recommend the rezoning of these parcels to Commercial C-1 on November 11, 2019.

NOW THEREFORE, BE IT ORDAINED by the Board of Commissioners of the City of Millersville, Tennessee, that the property within the City of Millersville, Tennessee specifically identified as Robertson County Map 125, Parcels 115.00 and 116.00, are hereby assigned the zoning designation of Commercial C-1. (Legal Description attached hereto as part of the Ordinance).

THIS ORDINANCE SHALL BECOME EFFECTIVE IMMEDIATELY UPON PASSAGE, THE PUBLIC WELFARE REQUIRING IT.

Passed First Reading: _____

Public Hearing: _____

Passed Second Reading: _____

BOARD OF COMMISSIONERS

By: _____
Timothy F. Lassiter, Mayor

Attest:

By: _____
Holly L. Murphy, City Recorder

Approved as to form and legality:

By: _____
Bruce Oldham, City Attorney

ADDRESS NEW OWNERS AND
SEND TAX BILLS:
MARIE WADE and
MINNIE ELLEN WADE
PO Box 348
White House, TN 37188

This instrument prepared by:
TIMOTHY D. FERGUSON
Attorney at Law
365 West Main Street
Hendersonville, Tennessee

MAP PARCEL NUMBER:
128 - 04300

RECEIVED FROM ROBERTSON COUNTY TENNESSEE TRUSTEE'S OFFICE
RECORDED IN BOOK NEW 95 PG 245
7/17/2001 10:34:00 AM
TOTAL RECORD 1.00
TRANSFER TAX 1.00
TOTAL 2.00

QUITCLAIM DEED

This instrument is made and entered into this the 13 day of July, 2001, by and between ROBERT WADE and C. H. WADE, GRANTORS and MARIE WADE and MINNIE ELLEN WADE, GRANTEES.

WITNESSETH:

THAT FOR AND IN CONSIDERATION of the sum of One ($1.00) Dollar cash in hand paid and other good and valuable consideration, the receipt of which is hereby acknowledged, GRANTORS hereby convey, transfer, remise, release, relinquish and quitclaim to GRANTEES', GRANTEES' heirs, successors and assigns all of GRANTORS' right, title and interest in and to the following described real estate, to wit:

Tract 2
Certain real property situate in the 12th Civil District of Robertson County, Tennessee, and described as follows, to-wit:

Beginning at an iron pin at a fence post corner in the east margin of Ted Dorris Road, the northwest corner of the Charles Honeycutt property, the southwest corner of this tract; thence along the east margin of Ted Dorris Road North 31 degrees 17 minutes 32 seconds East, 117.29 feet; thence North 20 degrees 26 minutes 16 seconds East, 163.80 feet; thence North 25 degrees 14 minutes 52 seconds East, 354.11 feet to an iron pin; thence leaving said road margin along a new line South 54 degrees 37 minutes 26 seconds East, 495.98 feet to an iron pin in the West right-of-way of interstate 65; thence along the right-of-way of Interstate 65, South 39 degrees 03 minutes 14 seconds West, 201.94 feet to an iron pin in a fence; thence South 43 degrees 31 minutes 56 seconds West, 194.63 feet to a iron pin at a fence line corner; thence leaving said right-of-way along a line with the John W. Huddleston property as recorded in Deed Book 145, Page 320, Register's Office for Robertson County, Tennessee, North 88 degrees 46 minutes 50 seconds West, 234.14 feet to an iron pin, the northeast corner of the Charles Honeycutt property as recorded in Deed Book 110, Page 234, Register's Office for Robertson County, Tennessee; thence along the line with Honeycutt, North 88 degrees 02 minutes 38 seconds West, 178.29 feet to the point of beginning, containing 5.000 acres, as surveyed by Burns Consulting under Tennessee Land Surveyor License No. 1053, dated August 21, 1990.

IM & FERGUSON
RNEYS AT LAW
ST MAIN STREET
ERSONVILLE, TN
37075
615-824-0589

Tract 3

Certain real property situate in the 12th Civil District of Robertson County, Tennessee, and described as follows, to-wit:

Beginning at an iron pin in the east margin of Ted Dorris Road, approximately 117.29 feet from the northwest corner of the Charles Honeycutt property, the southwest corner of this tract; thence along the east margin of Ted Dorris Road North 25 degrees 14 minutes 52 seconds East, 36.71 feet; thence North 45 degrees 47 minutes 32 seconds East, 81.80 feet; thence North 53 degrees 13 minutes 47 seconds East, 70.41; thence North 58 degrees 24 minutes 50 seconds East, 30.00 feet to an iron pin; thence leaving said road margin along a new line South 55 degrees 03 minutes 25 seconds East, 468.14 feet to an iron pin int he west right-of-way of Interstate 65; thence along the right-of-way of Interstate 65, South 39 degrees 03 minutes 14 seconds West, 215.19 feet to an iron pin; thence leaving the interstate right-of-way along a new line, North 54 degrees 37 minutes 26 seconds West, 495.98 feet to the point of beginning, containing 2.406 acres, as surveyed by Burns Consulting under Tennessee Land Surveyor License No. 1053, dated August 21, 1990.

Being the same property conveyed to Robert Wade and wife, Marie Wade and C. H. Wade and wife, Minnie Ellen Wade by deed of record in Deed Book 305, Page 332, Register's Office for Robertson County, Tennessee.

Executed on the date first above written.

Robert Wade
ROBERT WADE

C. H. Wade
C. H. WADE

STATE OF TENNESSEE
COUNTY OF SUMNER

Personally appeared before me, the undersigned Notary Public of said county, ROBERT WADE, the within named bargainor with whom I am personally acquainted and who acknowledged that he executed the within instrument for the purposes therein contained.

Witness my hand in Hendersonville, Tennessee, this 13 day of July, 2001.

NOTARY PUBLIC

My Commission Expires:
12/16/01

STATE OF TENNESSEE
COUNTY OF SUMNER

Personally appeared before me, the undersigned Notary Public of said county, C. H. WADE, the within named bargainor with whom I am personally acquainted and who acknowledged that he executed the within instrument for the purposes therein contained.

Witness my hand in Hendersonville, Tennessee, this 13 day of July, 2001.

NOTARY PUBLIC

My Commission Expires:
12/16/01

OLDHAM & FERGUSON
ATTORNEYS AT LAW
365 WEST MAIN STREET
HENDERSONVILLE, TN
37075
615-824-0963

STATE OF TENNESSEE
COUNTY OF SUMNER

The actual consideration or value, whichever is greater, for this transfer is $NONE.

AFFIANT

Subscribed and sworn to before me, this the 13 day of July, 2001.

NOTARY PUBLIC

My Commission Expires:
2/16/01

HAM & FERGUSON
TORNEYS AT LAW
WEST MAIN STREET
NDERSONVILLE, TN
37075
615-824-0989

SEP 23 2019

BY:

Rezoning Application

1. **Applicant or Project Name:** MARIE WADE And MINNIE ELLEN WADE
2. **Physical Address:** 0 TED DORRIS ROAD, GOODLETTSVILLE, TN 37072
3. **Property Identification:** County: ROBERTSON Map: 125 Group: _____ Parcel: 115 /116
4. **Current Zoning District(s):** DISTRICT 12 C-3
5. **Current Land Use:** VACANT
6. **Proposed Zoning District(s):** DISTRICT 12 C-1
7. **Detailed Justification for the Rezoning:** Listing Agent LILLY "WAYNNIE" BELCHER Has this Property listed and also a buyer under contract to purchase said property, if it can be Rezoned to C-1, Presently Zoned C-3. The contract is also Contingent on the Special Exception for Buyer being allowed to install an Attractive 150' x 200' Building for a Peterbilt, Kenworth Truck and Prevost Coach dealership. If Rezoned, I will be working closely with the City of Millersville as well as the Seller and Buyer as progressions Occures. This is a 5 AC. and a 2.4 Ac.Tract, selling as a Total of 7.4 Acres facing I-65 The buyer is already in contact with White House Utility about getting the water pressure worked out.

8. **Please include 2 paper copies, if larger than 11x17, and 1 electronic file in pdf format of the Map depicting the parcel(s) requested for Rezoning.** This Map shall include:
   a. Title, north arrow, graphic scale, date, Map & Parcel #, legal description and the acreage to be rezoned.
   b. Dimensions in feet of the property to be rezoned.
   c. All roads and Easements within or adjoining property to be rezoned.
   d. Location, size, type and current use of any building and structures on the property to be rezoned.
   e. Identification of ALL adjoining property owners in relation to the property to be rezoned.

9. **A fee in the amount of $300.00 made to the order of *the City of Millersville***

Paid by: ☐ CASH OR ☑ CHECK #: 8537 Date: 09-23-2019

Signature of Applicant: Marie Wade 50% Owner Minnie Ellen Wade 50% owner

Please print name & title: MARIE WADE MINNIE ELLEN WADE

All rezoning applications must be accompanied by an ORIGINAL Letter of Rezoning Request with notarized signatures by ALL owners of record or their documented authorized agents.

General Permit Application Information

A. **Owner or Project Name:** MARIE WADE AND MINNIE ELLEN WADE

B. **Location or Address of Subject Property:** 0 TED DORRIS RD. GOODLETTSVILLE, TN 37072

C. **Property Identification:** County: ROBERTSON Map: 125 Group: _____ Parcel: 115.00 & 116
Legal Description: 128 128 043.05 000 Vacant land consist of a 5 Acre and 2.4 Acre Tracts to be sold as one Tract consisting of 7.4 Acres

D. **Recorded Deed:** Book: 690 Page(s): 863

E. **Current Zoning District(s):** DISTRICT 12 C-3

F. **Current Land Use:** VACANT LAND

G. **FEMA Flood Hazard Zone:** 47147C0415C **LOMA & Date:** Minimal 4-16-2008

H. **Owner Name:** MARIE WADE AND MINNIE ELLEN WADE
Mailing Address: 1018 CHERRY SPRINGS DR. COTTONTOWN, TN 37048
Phone Number: 615-672-7077 HOME CELL 615-479-8585 FAX 615-672-2155
Email Address: rwadewbc@aim.com

I. **Applicant / Agent*:** _____
Mailing Address: _____
Phone Number: _____
Email Address: _____
* - If the property owner is a corporation, documentation of authority must be provided

J. **Engineer:** _____
Mailing Address: _____
Phone Number: _____
Email Address: _____

K. **Surveyor:** _____
Mailing Address: _____
Phone Number: _____
Email Address: _____

CHECK YOUR REQUEST:

- [x] REZONING
- [ ] VARIANCE
- [ ] SPECIAL EXCEPTION
- [ ] LAND DISTURBANCE
- [ ] DRIVEWAY
- [ ] SITE PLAN
- [ ] MINOR SUBDIVISION
- [ ] CONST. PLANS
- [ ] SKETCH PLAT
- [ ] PRELIMINARY PLAT
- [ ] FINAL PLAT

CRS Data

Map for Parcel Address: Ted Dorris Rd TN **Parcel ID:** 125 216.00



© 2019 Courthouse Retrieval System. All Rights Reserved.
Information Deemed Reliable But Not Guaranteed.

CRS Data

Map for Parcel Address: Ted Dorris Rd TN Parcel ID: 125 215.00

© 2019 Courthouse Retrieval System. All Rights Reserved.
Information Deemed Reliable But Not Guaranteed.

CRS Data

Wednesday, September 11, 2019

LOCATION

Property Address	Ted Dorris Rd TN
Subdivision	
County	Robertson County, TN

PROPERTY SUMMARY

Property Type	Residential
Land Use	
Improvement Type	
Square Feet	

GENERAL PARCEL INFORMATION

Parcel ID/Tax ID	125 216.00
Special Int	000
Alternate Parcel ID	
Land Map	125
District/Ward	12
2010 Census Tract/Blk	806.06/4
Assessor Roll Year	2018

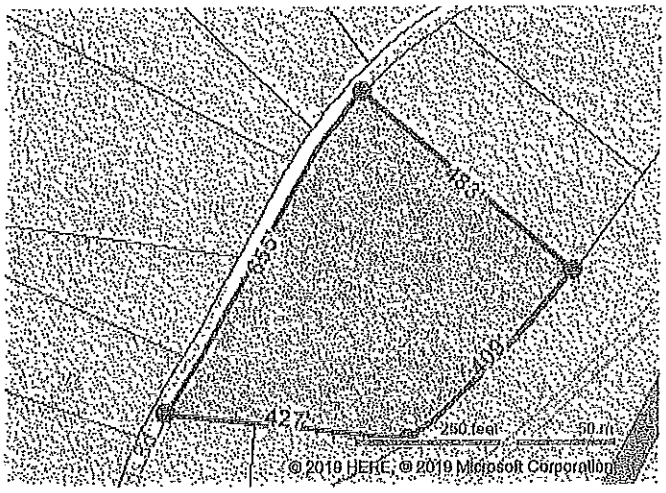

CURRENT OWNER

Name	Wade Marie Etal Wade Minnie Ellen
Mailing Address	1018 Cherry Springs Dr Cottontown, TN 37048-4636

SALES HISTORY THROUGH 08/20/2019

Date	Amount	Buyer/Owners	Seller	Instrument	No. Parcels	Book/Page Or Document#
7/13/2001		Wade Marie Etal Wade Minnie Ellen			2	690/863
9/7/1990	$161,700	Wade Robert Etux Etal Wade C H Etux		Warranty Deed	2	305/332

TAX ASSESSMENT

Appraisal	Amount	Assessment	Amount	Jurisdiction	Rate
Appraisal Year	2018	Assessment Year	2018	Millersville	1.0
Appraised Land	$191,400	Assessed Land		Robertson	2.5759
Appraised Improvements		Assessed Improvements			
Total Tax Appraisal	$191,400	Total Assessment	$47,850		
		Exempt Amount			
		Exempt Reason			

TAXES

Tax Year	City Taxes	County Taxes	Total Taxes
2018	$478.50	$1,232.57	$1,711.07
2017	$215.75	$665.59	$881.34
2016	$367.27	$1,341.98	$1,709.25
2015	$367.27	$1,341.98	$1,709.25
2014	$367.27	$1,287.60	$1,654.87
2012	$358.79	$1,257.15	$1,615.94

MORTGAGE HISTORY

No mortgages were found for this parcel.

PROPERTY CHARACTERISTICS: BUILDING

No Buildings were found for this parcel.

PROPERTY CHARACTERISTICS: EXTRA FEATURES

No extra features were found for this parcel.

PROPERTY CHARACTERISTICS: LOT

Land Use		Lot Dimensions	
Block/Lot		Lot Square Feet	217,799
Latitude/Longitude	36.419933°/-86.719380°	Acreage	5

PROPERTY CHARACTERISTICS: UTILITIES/AREA

Gas Source		Road Type	Paved
Electric Source	Public	Topography	Rolling
Water Source	Public	District Trend	Stable
Sewer Source	Individual	Special School District 1	
Zoning Code		Special School District 2	
Owner Type			

LEGAL DESCRIPTION

Subdivision		Plat Book/Page	
Block/Lot		District/Ward	12
Description	126 126 043.05 000 Tract 2 690-863		

FEMA FLOOD ZONES

Zone Code	Flood Risk	BFE	Description	FIRM Panel ID	FIRM Panel Eff. Date
X	Minimal		Area of minimal flood hazard, usually depicted on FIRMs as above the 500-year flood level.	47147C0415C	04/16/2008

© 2019 Courthouse Retrieval System. All Rights Reserved.
Information Deemed Reliable But Not Guaranteed.

Wednesday, September 11, 2019

LOCATION

Property Address	Ted Dorris Rd TN
Subdivision	
County	Robertson County, TN

PROPERTY SUMMARY

Property Type	Residential
Land Use	
Improvement Type	
Square Feet	

GENERAL PARCEL INFORMATION

Parcel ID/Tax ID	125 215.00
Special Int	000
Alternate Parcel ID	
Land Map	125
District/Ward	12
2010 Census Trct/Blk	806.06/4
Assessor Roll Year	2018



CURRENT OWNER

Name	Wade Marie Etal Wade Minnie Ellen
Mailing Address	1018 Cherry Springs Dr Cottontown, TN 37048-4636

SALES HISTORY THROUGH 08/20/2019

Date	Amount	Buyer/Owners	Seller	Instrument	No. Parcels	Book/Page Or Document#
7/13/2001		Wade Marie Etal Wade Minnie Ellen			2	690/863
9/7/1990	$151,700	Wade Robert Etux Etal Wade C H Etux		Warranty Deed	2	305/332

TAX ASSESSMENT

Appraisal	Amount	Assessment	Amount	Jurisdiction	Rate
Appraisal Year	2018	Assessment Year	2018	Millersville	1.0
Appraised Land	$110,200	Assessed Land		Robertson	2.5759
Appraised Improvements		Assessed Improvements			
Total Tax Appraisal	$110,200	Total Assessment	$27,550		
		Exempt Amount			
		Exempt Reason			

TAXES

Tax Year	City Taxes	County Taxes	Total Taxes
2018	$275.50	$709.66	$985.16
2017	$131.50	$405.68	$537.18
2016	$211.50	$772.79	$984.29
2015	$211.50	$772.79	$984.29
2014	$211.50	$741.48	$952.98
2012	$206.61	$723.95	$930.56

MORTGAGE HISTORY

No mortgages were found for this parcel.

PROPERTY CHARACTERISTICS: BUILDING

No Buildings were found for this parcel.

PROPERTY CHARACTERISTICS: EXTRA FEATURES

No extra features were found for this parcel.

PROPERTY CHARACTERISTICS: LOT

Land Use		Lot Dimensions	
Block/Lot		Lot Square Feet	104,544
Latitude/Longitude	36.420663°/-86.718591°	Acreage	2.4

PROPERTY CHARACTERISTICS: UTILITIES/AREA

Gas Source		Road Type	Paved
Electric Source	Public	Topography	Rolling
Water Source	Public	District Trend	Stable
Sewer Source	Individual	Special School District 1	
Zoning Code		Special School District 2	
Owner Type			

LEGAL DESCRIPTION

Subdivision		Plat Book/Page	
Block/Lot		District/Ward	12
Description	128 128 043.06 000 Tract 3 690-863		

FEMA FLOOD ZONES

Zone Code	Flood Risk	BFE	Description	FIRM Panel ID	FIRM Panel Eff. Date
X	Minimal		Area of minimal flood hazard, usually depicted on FIRMs as above the 500-year flood level.	47147C0415C	04/16/2008

© 2019 Courthouse Retrieval System. All Rights Reserved.
Information Deemed Reliable But Not Guaranteed.

1 Ted Dorris Rd
TN

Parcel ID: 125 206.00 **SI:** 000 **Owner:** Archbold Mike Etux Archbold Brenda
Subdivision: Taylor Property **Lot #:** 2

2 Ted Dorris Rd
TN

Parcel ID: 125 207.00 **SI:** 000 **Owner:** Archbold Michael Archbold Brenda

3 Ted Dorris Rd
TN

Parcel ID: 125 208.01 **SI:** 000 **Owner:** Crown Group Of Companies Inc

4 Ted Dorris Rd
TN

Parcel ID: 125 209.00 **SI:** 000
Owner: Chastain Sandra Spicer Etal Spicer Kyle Spicer Charles Etal Spicer Marcus

5 Ted Dorris Rd
TN
Parcel ID: 125 211.00 **SI:** 000 **Owner:** Cline Linda Etal Cline Joey Etal

6 Ted Dorris Rd
TN
Parcel ID: 125 213.00 **SI:** 000 **Owner:** Robertson County Of Rm 108 Courthouse

7 Ted Dorris Rd
TN
Parcel ID: 125 213.00 **SI:** 001 **Owner:** Robertson County Of Rm 108 Courthouse

8 Ted Dorris Rd
TN
Parcel ID: 125 214.00 **SI:** 000 **Owner:** Barker Vincent

9 Ted Dorris Rd
TN
Parcel ID: 125 215.00 **SI:** 000 **Owner:** Wade Marie Etal Wade Minnie Ellen

10 Ted Dorris Rd
TN
Parcel ID: 125 216.00 **SI:** 000 **Owner:** Wade Marie Etal Wade Minnie Ellen

11 Ted Dorris Rd
TN
Parcel ID: 125 212.00 **SI:** 001 **Owner:** Pitt Excavating LLC

12 2135 Ted Dorris Rd
Goodlettsville, TN 37072-9628
Parcel ID: 125 219.00 **SI:** 000 **Owner:** Honeycutt Lorene Wilson

13 2164 Ted Dorris Rd
Goodlettsville, TN 37072
Parcel ID: 125 208.02 **SI:** 000 **Owner:** Tenn Properties A General Partnership

14 2170 Ted Dorris Rd
Goodlettsville, TN 37072-9626

Parcel ID: 125 208.00 **SI:** 000 **Owner:** Phillips Stuart Etux Phillips Aldona

15 2186 Ted Dorris Rd
Goodlettsville, TN 37072-9626

Parcel ID: 125 210.00 **SI:** 000 **Owner:** Austin Joseph Nick

© 2019 Courthouse Retrieval System. All Rights Reserved.
Information Deemed Reliable But Not Guaranteed.

Map for Parcel Address: Ted Dorris Rd TN Parcel ID: 126 215.00

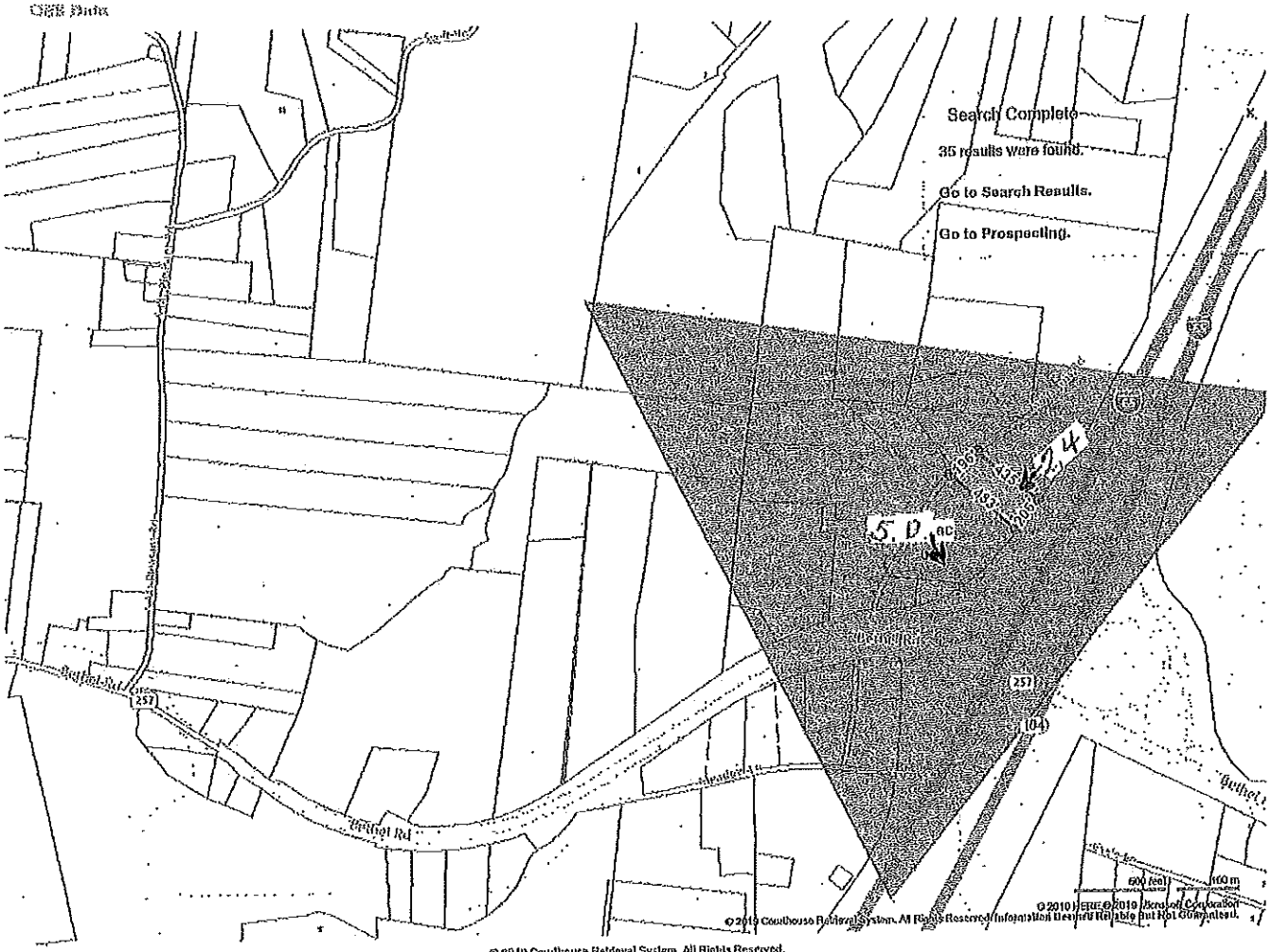

© 2019 Courthouse Retrieval System. All Rights Reserved.
Information Deemed Reliable But Not Guaranteed.

CITY OF MILLERSVILLE

RESOLUTION 19-R-15

A RESOLUTION TO DECLARE ITEMS AS SURPLUS PROPERTY AND AUTHORIZE THE SALE OR DISPOSAL OF PROPERTY DEEMED SURPLUS, OUT OF SERVICE, SEIZED OR ABANDONED.

WHEREAS, the City of Millersville (The City) is in possession of property that was seized or abandoned, no longer in service and/or no longer needed; and

WHEREAS, it is in the best interest of The City to dispose of surplus, out of service, seized or abandoned property.

NOW THEREFORE, BE IT RESOLVED by the Millersville Board of Commissioners that:

Section 1. The following items are hereby declared surplus, out of service, seized or abandoned property:

1) 1998 Black Oldsmobile 88 (Seized)	**VIN: 1G3HN52K5W4827946**
2) 2000 Blue Dodge Caravan (Seized)	**VIN: 1B4GP44G1YB766261**
3) 1988 Red Dodge Ram 1500 (Seized)	**VIN: 1B7HC13Z6WJ259458**
4) 1991 Silver Honda Accord EX (Seized)	**VIN: 1HGCB766XMA090609**

Section 2: The City Manager may dispose of the property in a manner deemed appropriate. As a general rule, items of value shall be offered to the public for sale to the highest bidder. Items offered for sale but not purchased may be discarded.

Section 3: All money received from the sale of said property shall be deposited in the appropriate accounting fund.

RESOLVED, this 17th day of December, 2019.

BOARD OF COMMISSIONERS

By: _____
Timothy F. Lassiter, Mayor

Attest:

By: _____
Holly L. Murphy, City Recorder

CITY OF MILLERSVILLE, TENNESSEE

RESOLUTION 19-R-16

A RESOLUTION TO AMEND THE MILLERSVILLE COMMUNITY CENTER FEES.

WHEREAS, The Millersville Code of Ordinance, Article III, Section 58-63, establishes that rates, fees, and charges for the rental and use of the Millersville Community Center shall be set by Resolution by the governing body; and

WHEREAS, the governing body has identified the need to amend certain fees related to the rental and use of the Community Center.

NOW THEREFORE, BE IT RESOLVED by the Millersville Board of Commissioners that the rental rates for the Community Center are amended as established in Exhibit A attached hereto and made part of this Resolution.

RESOLVED, this 17th day of December, 2019.

BOARD OF COMMISSIONERS

By: _____
Timothy F. Lassiter, Mayor

Attest:

By: _____
Holly L. Murphy, City Recorder

Exhibit A
Not completed
yet.

COPY

RESOLUTION 17-R-05

A RESOLUTION OF THE CITY OF MILLERSVILLE, TENNESSEE TO AMEND THE COMMUNITY CENTER RENTAL FEES.

WHEREAS, Article III, Section 58-63 establishes that rental fees for City facilities including the Community Center shall be set by Resolution by the governing body; and

WHEREAS, The governing body has identified additional ways to enhance the use of the Community Center by our residents and non-profits.

NOW THEREFORE, BE IT RESOLVED by the Board of Commissioners the rental rates for the Community Center are amended as established in Exhibit A attached and made part of this Resolution.

RESOLVED, this 21st day of February, 2017

BOARD OF COMMISSIONERS

By: _____
Timothy Lassiter, Mayor

Attest:

By: _____
Holly Murphy, City Recorder

CITY OF MILLERSVILLE
SEAL
TENNESSEE

EXHIBIT "A"

Monday – Thursday 9:00 A.M. to 4:00 P.M.

Rent must be paid a month in advance.

Two Hour Minimum Required for all Rentals

Room 107

$10.00 hourly

Room 105

$15.00 Hourly

Room 106

$20.00 Hourly

Daily Rates for Rooms 105, 106 and 107

Daily Rates for Millersville Community Center Rooms 105 -107

Room 107

	Deposit	Hourly Rate	Daily
Resident	$40.00	$15.00	$115.00
Non-Resident	$50.00	$20.00	$155.00
Commercial	$50.00	$20.00	$155.00
Non-Profit	$40.00	$15.00	$115.00

Room 106

	Deposit	Hourly Rate	Daily
Resident	$40.00	$25.00	$195.00
Non-Resident	$50.00	$35.00	$275.00
Commercial	$50.00	$35.00	$275.00
Non-Profit	$40.00	$25.00	$195.00

Room 105

	Deposit	Hourly Rate	Daily
Resident	$40.00	$20.00	$155.00
Non-Resident	$50.00	$30.00	$235.00
Commercial	$50.00	$30.00	$235.00
Non-Profit	$40.00	$20.00	$155.00

Holiday Rates **

Proposed Rates

Reception Hall

	Deposit	Hourly	Daily	Daily w/ Full Interior	Daily FF
Resident	$200.00	$70.00	$500.00	$625.00	$725.00
Non Resident	$250.00	$80.00	$600.00	$725.00	$825.00
Not For Profit	$200.00	$70.00	$500.00	$625.00	$725.00
Commercial	$250.00	$90.00	$700.00	$825.00	$925.00

**** Holiday means the date the holiday is actually observed by the City of Millersville employees and is as follows:**

New Year's Day	January 1
Martin Luther King Day	Third Monday in January
Presidents' Day	Third Monday in February
Good Friday	Friday before Easter
Memorial Day	Last Monday in May
Independence Day	July 4
Labor Day	First Monday in September
Veterans Day	November 11
Thanksgiving Day	Fourth Thursday in November
Day After Thanksgiving	Fourth Friday in November
Christmas Eve	December 24th
Christmas Day	December 25th

***** Rentals for specific and recurring days per week shall be negotiated by contract and are independent from single occasion daily rates above.**

Exceptions:

Rental rates are waived for Civic Clubs using the facility that are established within the City of Millersville boundaries and serve the citizens of Millersville. They will be allowed to use the facility for their once monthly meetings as long as the facility is available and it is on a weekday. They will also be allowed to use the facility once a year to hold a large function as long as the facility is available that day.

Definition:

Civic Club- A not for profit club for civic, social or fraternal purposes operated by a civic, social or fraternal organization, including offices for local, State and regional officials, not including a political party club.

CITY OF MILLERSVILLE, TENNESSEE
ORDINANCE 19-735

AN ORDINANCE TO AMEND ORDINANCE 05-515 RELATED TO CREDIT CARD PAYMENTS AND PROCESSING FEES.

WHEREAS, the City adopted Ordinance 05-515 on August 21, 2007 which allowed for the acceptance of credit cards for billed city services and to establish a processing fee of three percent (3%) to cover the cost to the City; and

WHEREAS, due to the recent partnership with the Millersville Public Library for the Community Center rentals, it is necessary that the City establish an off-site payment option for the Library to accept credit cards for rentals and deposits; and

WHEREAS, at the recommendation of the Library and for the convenience of our renters, the City has opened a Square account so the Library Staff can accept credit card payments on behalf of the City; and

WHEREAS, the processing fee for credit cards charged by Square exceed the 3% established in Ordinance 05-516, therefore it is necessary to establish a separate processing fee for the Square account of 3.75% to cover the cost to the City.

NOW THEREFORE, BE IT ORDAINED by the Board of Commissioners of the City of Millersville, that a separate processing fee for credit cards utilizing the City's Square Account shall be 3.75% of the amount being paid.

THIS ORDINANCE SHALL BECOME EFFECTIVE UPON FINAL PASSAGE, THE PUBLIC WELFARE REQUIRING IT.

Passed First Reading: _____

Public Hearing: _____

Passed Second Reading: _____

BOARD OF COMMISSIONERS

By: _____
Timothy F. Lassiter, Mayor

Attest:

By: _____
Holly L. Murphy, City Recorder

Approved as to form and legality:

By: _____
Bruce Oldham, City Attorney

CITY OF MILLERSVILLE
ORDINANCE 05-515

AN ORDINANCE TO ALLOW THE CITY TO ACCEPT CREDIT CARD PAYMENTS FOR UTILITY BILLS, TRASH COLLECTION BILLS, CITY COURT RELATED PAYMENTS, TAX PAYMENTS AND OTHER PAYMENTS MADE TO THE CITY AND TO ESTABLISH A PROCESSING FEE FOR SUCH CREDIT CARD PAYMENTS.

WHEREAS, the City has received numerous requests to receive payment for utility bills, trash collection bills, city court related payments, tax payments and other payments to the City by credit card; and

WHEREAS, procedurally, the City has no objection to receiving payment for aforementioned items by credit card as long as its costs of collection are covered; and

WHEREAS, it is necessary for the City to affirmatively establish the authority to accept payments by credit cards and set the costs for same.

NOW, THEREFORE, BE IT ORDAINED by the Millersville Board of Commissioners, that the City of Millersville shall accept payment for such bills as utility bills, trash collection bills, city court related payments, tax payments (etc), by credit card, and the processing fee for same shall be three percent (3%) of the amount of the bill being paid.

THIS ORDINANCE SHALL BECOME EFFECTIVE UPON THE DATE OF ITS FINAL PASSAGE, THE PUBLIC WELFARE REQUIRING IT.

Passed First Reading: JUL 17 2007

Public Hearing: AUG 21 2007

Passed Second Reading: AUG 21 2007

BOARD OF COMMISSIONERS

By: Dan Toole
Dan Toole, Mayor

Attest:

By: Holly L. Murphy
Holly Murphy, City Recorder

Approved to Form and Legality:

By: Robert G. Wheeler, Jr.
Robert G. Wheeler, Jr., City Attorney

BALANCE SHEET
AS OF: NOVEMBER 30TH, 2019
10 -General Fund

	BALANCE
ASSETS	
Current Assets	
Checking/Savings	
1000 General Fund - Farmers Bk	97,400.22
1001 Reserve Fund MM-Farmers Bk	1,174,651.06
1004 Renew Crew - Farmers Bk	2,067.67
1009 Police Explorers - Farmers Bk	716.21
1010 Christmas For Kids-Farmers Bk	4,918.46
1012 Health Care Account-Farmers Bk	98,684.16
1013 General Escrow Acct-Farmers Bk	11,614.00
1014 Series 2019 Const Acct-Farmers	2,914,483.21
1015 City Court Account-Farmer's Bk	1,000.05
Total Checking/Savings	4,305,535.04
Current Assets	
1110 Cash on Hand - Petty Cash	476.62
1111 Cash on Hand - Cash Drawers	300.00
1112 Petty Cash - PD	400.00
1113 Petty Cash - CCtr	115.00
1201 Allow for Bad Debts	(34,957.75)
1205 Intergovermental Receivable	105,549.49
1210 Prop.Tax Receivable - Current	34,324.58
1211 Prop.Tax Receivable - Delinq	56,541.00
1212 Prop.Tax Recvble-Next Yr Levy	6,258.00
1222 A/R-Other (Mowing/liens)	4,637.25
Total Current Assets	173,644.19
Total Current Assets	4,479,179.23
Other Assets	
Fixed Assets	
Transfers	
1500 Inter Fund Transfer	1,000.00
1620 Due To / From Sewer Fund	42,773.23
1630 Due To / From Street Fund	(102,396.37)
1640 Due To / From Solid Waste Fund	64,215.99
1650 Due To / From Drug Fund	(21,834.36)
1660 Due To / From Stormwater Fund	13,772.20
Total Transfers	(2,469.31)
Total Other Assets	(2,469.31)
TOTAL ASSETS	4,476,709.92

BALANCE SHEET
AS OF: NOVEMBER 30TH, 2019
10 -General Fund

		BALANCE
LIABILITIES & EQUITY		
Current Liabilities		
Current Liabilities		
2000	Accounts Payable	138.50
2001	A/P - Other	(164,478.78)
2004	A/P-State Traffic Fines&Fees	4,827.79
2007	GF Escrow Pending Acct	11,614.00
2010	Renew Crew Donations	2,067.67
2012	Police Exp Donations	716.21
2014	Christmas For Kids Donations	4,918.46
2015	Healthcare EAP Account	98,667.21
2020	Deposit - Fire Hydrants	1,250.00
2022	Deposit - Comm.Ctr Rental	7,585.00
2101	Accrued Wages Payable	31,901.99
2108	Accrued SS & Medicare	2,440.51
2110	Retirement - Employee	5,174.74
2114	MedChild - Employee	(255.17)
2116	MedSpouse - Employee	730.32
2118	MedFam - Employee	2,374.78
2124	DentalChild - Employee	46.83
2126	DentalSpouse - Emp	(150.53)
2128	DentalFam - Employee	457.48
2130	Vision - Employee	13.13
2132	Vision & 1 - Employee	473.06
2134	VisionFam - Employee	170.13
2136	Heart - Employee	234.34
2138	Hospital - Employee	(124.60)
2140	Accident - Employee	50.74
2142	Life Ins/LICOA - Emp	602.17
2144	Cancer - Employee	47.43
2148	Disability - Employee	533.15
2150	Pre-Paid Legal - Emp	522.29
2152	Chapter 13 Trustee	248.48
2200	Deferred Revenue	6,258.00
Total Current Liabilities		19,055.33
Total Current Liabilities		19,055.33
Long Term Liabilities		
Long Term Liabilities		
TOTAL LIABILITIES		19,055.33

BALANCE SHEET
AS OF: NOVEMBER 30TH, 2019
10 -General Fund

	BALANCE
Equity	
2710 Fund Balance-Unreserved	162,355.00
2760 Fund Balance-Unassigned	1,588,945.28
Net Income	2,706,354.31
Total Equity	4,457,654.59
TOTAL LIABILITIES & EQUITY	4,476,709.92

10 -General Fund

% OF YEAR COMPLETED: 41.67

REVENUES	CURRENT BUDGET	CURRENT PERIOD	YEAR TO DATE ACTUAL	TOTAL ENCUMBERED	BUDGET BALANCE	% YTD BUDGET
Property Tax - Current						
10-3000 Sumner Co. - Current	614,449	17,400.00	17,400.00	0.00	597,049.00	2.83
10-3002 Robertson Co. - Current	324,640	8,878.00	8,878.00	0.00	315,762.00	2.73
TOTAL Property Tax - Current	939,089	26,278.00	26,278.00	0.00	912,811.00	2.80
Property Tax - Delinq.						
10-3010 Sumner Co. - Delinq	0	1,682.00	10,233.00	0.00	(10,233.00)	0.00
10-3012 Robertson Co. - Delinq	0	11.00	1,754.00	0.00	(1,754.00)	0.00
10-3015 Interest - Property Tax	6,000	385.85	2,328.58	0.00	3,671.42	38.81
TOTAL Property Tax - Delinq.	6,000	2,078.85	14,315.58	0.00	(8,315.58)	238.59
Local Tax						
10-3020 Local Sales Tax - Sumner	265,000	0.00	95,784.68	0.00	169,215.32	36.15
10-3021 Local Sales Tax - Robt	180,000	15,873.03	86,855.22	0.00	93,144.78	48.25
10-3022 Wholesale Beer Tax	107,000	7,796.87	41,078.34	0.00	65,921.66	38.39
10-3023 Cable TV Franchise Tax	54,000	0.00	4,433.61	0.00	49,566.39	8.21
10-3025 Business Tax-City	25,000	274.29	8,360.99	0.00	16,639.01	33.44
10-3027 Beer Privilege Tax	700	0.00	0.00	0.00	700.00	0.00
10-3028 Wholesale Liquor Tax	11,000	920.00	4,264.16	0.00	6,735.84	38.77
10-3029 Hotel/Motel Tax	4,500	261.19	1,611.19	0.00	2,888.81	35.80
TOTAL Local Tax	647,200	25,125.38	242,388.19	0.00	404,811.81	37.45
State Tax						
10-3030 State Sales Tax	573,160	49,335.71	242,269.50	0.00	330,890.50	42.27
10-3031 State Income Tax (Hall's Tax)	4,500	0.00	12,038.50	0.00	(7,538.50)	267.52
10-3032 State Beer Tax	3,100	0.00	1,596.11	0.00	1,503.89	51.49
10-3033 State-City Street/Petroleum	12,800	1,065.45	5,327.41	0.00	7,472.59	41.62
10-3034 State Telecommunications Tax	1,000	106.35	496.92	0.00	503.08	49.69
10-3035 Bank Excise Tax	3,000	0.00	0.00	0.00	3,000.00	0.00
10-3036 TVA Gross Receipts	76,000	32,460.28	32,460.28	0.00	43,539.72	42.71
TOTAL State Tax	673,560	82,967.79	294,188.72	0.00	379,371.28	43.68
Payment in Lieu of Taxes						
10-3099 Sewer In Lieu of Taxes	29,200	0.00	0.00	0.00	29,200.00	0.00
TOTAL Payment in Lieu of Taxes	29,200	0.00	0.00	0.00	29,200.00	0.00
Road Maintenance Fees						
Court Fines & Fees						
10-3200 City Court Fines & Costs	325,000	24,015.00	135,484.50	0.00	189,515.50	41.69
10-3202 City Court Litigation Tax	30,000	2,200.00	11,371.25	0.00	18,628.75	37.90
10-3205 Sumner Co. Court Fines	14,000	1,073.49	6,467.88	0.00	7,532.12	46.20
10-3206 Robertson Co. Court Fines	5,000	382.37	2,990.11	0.00	2,009.89	59.80
10-3220 Police Reports	50	2.55	7.35	0.00	42.65	14.70
10-3221 Police Dept-Other	2,000	0.00	1,025.00	0.00	975.00	51.25
10-3222 PD Tow/Storage Fees	5,000	2,170.00	2,465.00	0.00	2,535.00	49.30
TOTAL Court Fines & Fees	381,050	29,843.41	159,811.09	0.00	221,238.91	41.94

10 -General Fund

% OF YEAR COMPLETED: 41.67

REVENUES	CURRENT BUDGET	CURRENT PERIOD	YEAR TO DATE ACTUAL	TOTAL ENCUMBERED	BUDGET BALANCE	% YTD BUDGET
Licenses & Permits						
10-3301 Beer License	0	5.00	5.00	0.00	(5.00)	0.00
10-3302 Building Permits	36,000	6,716.90	27,394.24	0.00	8,605.76	76.10
10-3304 Burn Permits	450	35.00	155.00	0.00	295.00	34.44
TOTAL Licenses & Permits	36,450	6,756.90	27,554.24	0.00	8,895.76	75.59
Other Revenue						
10-3498 Plan Review Fees	0	0.00	1,960.00	0.00	(1,960.00)	0.00
10-3499 Engineering Fees/P&Z	7,500	0.00	393.20	0.00	7,106.80	5.24
10-3500 Planning & Zoning Fees	5,000	400.00	1,200.00	0.00	3,800.00	24.00
10-3501 Interest Earnings	5,000	0.00	2,577.70	0.00	2,422.30	51.55
10-3504 Miscellaneous Income	10,000	621.33	7,768.85	0.00	2,231.15	77.69
10-3505 Insurance Proceeds	600	0.00	6,803.46	0.00	(6,203.46)	1,133.91
10-3507 Seizures/Auction	0	0.00	3,093.90	0.00	(3,093.90)	0.00
10-3510 Fire Dept-Other	0	0.00	451.60	0.00	(451.60)	0.00
10-3522 Community Center	30,000	3,135.00	18,010.00	0.00	11,990.00	60.03
10-3600 Grant Proceeds	10,000	0.00	2,294.99	0.00	7,705.01	22.95
10-3602 DTF Reimbursement	51,618	4,241.14	16,964.56	0.00	34,653.44	32.87
10-3606 Loan/Bond Proceeds	3,100,000	0.00	3,000,000.00	0.00	100,000.00	96.77
TOTAL Other Revenue	3,219,718	8,397.47	3,061,518.26	0.00	158,199.74	95.09
Transfers						
10-3710 From Fund Balance-General Fund	371,573	0.00	0.00	0.00	371,573.00	0.00
TOTAL Transfers	371,573	0.00	0.00	0.00	371,573.00	0.00
TOTAL REVENUE	6,303,840	181,447.80	3,826,054.08	0.00	2,477,785.92	60.69

10 -General Fund
DEPARTMENT - Administration

% OF YEAR COMPLETED: 41.67

DEPARTMENTAL EXPENDITURES	CURRENT BUDGET	CURRENT PERIOD	YEAR TO DATE ACTUAL	TOTAL ENCUMBERED	BUDGET BALANCE	% YTD BUDGET
Salaries						
10-410-1100 Salaries - Administrative	222,947	16,787.26	90,397.20	0.00	132,549.80	40.55
10-410-1101 Overtime - Administrative	1,000	57.90	383.43	0.00	616.57	38.34
10-410-1102 Salaries - Other	0	160.00	800.00	0.00	(800.00)	0.00
10-410-1105 Salaries - City Commission	24,850	2,050.00	10,250.00	0.00	14,600.00	41.25
10-410-1108 Longevity Pay	5,100	0.00	0.00	0.00	5,100.00	0.00
TOTAL Salaries	253,897	19,055.16	101,830.63	0.00	152,066.37	40.11
Other Personnel Costs						
10-410-1200 SS & Medicare	19,423	1,434.16	7,662.57	0.00	11,760.43	39.45
10-410-1300 Employee Health Insurance	39,000	2,744.07	12,487.63	0.00	26,512.37	32.02
10-410-1400 Retirement	0	0.00	88.98	0.00	(88.98)	0.00
10-410-1500 Unemployment Insurance	112	0.00	17.46	0.00	94.54	15.59
TOTAL Other Personnel Costs	58,535	4,178.23	20,256.64	0.00	38,278.36	34.61
Other Expenses						
10-410-2000 Other Medical Expense	0	0.00	267.00	0.00	(267.00)	0.00
10-410-2002 Education & Training	2,500	0.00	853.41	0.00	1,646.59	34.14
10-410-2014 Worker's Comp. Insurance	933	0.00	0.00	0.00	933.00	0.00
10-410-2016 Liability & Property Ins.	93,000	0.00	0.00	0.00	93,000.00	0.00
10-410-2100 Utilities	19,000	0.00	5,346.34	0.00	13,653.66	28.14
10-410-2102 Telephone&Internet	6,000	535.53	2,741.75	0.00	3,258.25	45.70
10-410-2104 Gas, Oil, Diesel Fuel	500	0.00	61.43	0.00	438.57	12.29
10-410-2106 Publicity,Subscripts & Dues	10,500	0.00	3,823.00	0.00	6,677.00	36.41
10-410-2202 Vehicle Repair&Maintenance	1,000	0.00	164.79	0.00	835.21	16.48
10-410-2206 Bldg Repair & Maintenance	5,000	1,114.19	1,238.21	0.00	3,761.79	24.76
10-410-2207 City Property Maintenance	1,000	0.00	0.00	0.00	1,000.00	0.00
10-410-2210 Contractual Services	60,331	3,790.02	28,653.61	0.00	31,677.39	47.49
10-410-2300 Operating Supplies	3,500	487.35	1,263.09	0.00	2,236.91	36.09
10-410-2302 Office Supplies	2,000	183.61	1,450.10	0.00	549.90	72.51
10-410-2310 Miscellaneous/Sundry	2,000	20.00	384.56	0.00	1,615.44	19.23
10-410-2312 Minor Equipment	3,300	482.58	2,947.96	0.00	352.04	89.33
10-410-2316 Postage & Machine Rental	3,500	420.99	549.99	0.00	2,950.01	15.71
10-410-2322 Interest Expense	44,735	0.00	0.00	0.00	44,735.00	0.00
10-410-2326 Recording Documents	120	0.00	0.00	0.00	120.00	0.00
10-410-2332 Meals & Entertainment	2,000	0.00	260.30	0.00	1,739.70	13.02
10-410-2700 Donations	2,500	0.00	0.00	0.00	2,500.00	0.00
10-410-2745 Sumner-Property TR Match	2,500	0.00	0.00	0.00	2,500.00	0.00
10-410-2750 Robt-Property TR Match	1,700	0.00	13.00	0.00	1,687.00	0.76
10-410-4000 Professional Services	5,000	0.00	0.00	0.00	5,000.00	0.00
10-410-4014 Legal Services	30,000	0.00	5,743.50	0.00	24,256.50	19.15
10-410-4016 Accounting & Auditing	5,500	0.00	0.00	0.00	5,500.00	0.00
10-410-6000 Building Imp's/CH Reno	2,900,000	86,606.59	86,606.59	0.00	2,813,393.41	2.99
10-410-6020 Debt Service-Prin/Bond	115,000	0.00	(3,599.52)	0.00	118,599.52	3.13-
10-410-6022 Other Capital Projects	250,000	0.00	13,370.00	0.00	236,630.00	5.35
TOTAL Other Expenses	3,573,119	93,640.86	152,139.11	0.00	3,420,979.89	4.26
TOTAL Administration	3,885,551	116,874.25	274,226.38	0.00	3,611,324.62	7.06

10 -General Fund
DEPARTMENT - Building/Codes

% OF YEAR COMPLETED: 41.67

DEPARTMENTAL EXPENDITURES	CURRENT BUDGET	CURRENT PERIOD	YEAR TO DATE ACTUAL	TOTAL ENCUMBERED	BUDGET BALANCE	% YTD BUDGET
Salaries						
10-411-1100 Salaries - Bldg/Codes	32,292	2,484.80	13,108.00	0.00	19,184.00	40.59
10-411-1101 Overtime - Bldg/Codes	500	0.00	46.59	0.00	453.41	9.32
10-411-1108 Longevity Pay	50	0.00	0.00	0.00	50.00	0.00
TOTAL Salaries	32,842	2,484.80	13,154.59	0.00	19,687.41	40.05
Other Personnel Costs						
10-411-1200 SS & Medicare	2,512	188.14	996.02	0.00	1,515.98	39.65
10-411-1300 Employee Health Insurance	500	40.83	204.15	0.00	295.85	40.83
10-411-1400 Retirement	0	0.00	5.72	0.00	(5.72)	0.00
10-411-1500 Unemployment Ins.	56	0.00	0.00	0.00	56.00	0.00
TOTAL Other Personnel Costs	3,068	228.97	1,205.89	0.00	1,862.11	39.31
Other Expenses						
10-411-2000 Other Medical Expense	150	0.00	0.00	0.00	150.00	0.00
10-411-2002 Education & Training	1,000	0.00	0.00	0.00	1,000.00	0.00
10-411-2014 W.Comp Insurance	72	0.00	0.00	0.00	72.00	0.00
10-411-2102 Telephone/Internet	1,200	34.02	408.57	0.00	791.43	34.05
10-411-2104 Gas & Oil	800	0.00	177.27	0.00	622.73	22.16
10-411-2106 Publicity,Subscriptions&Due	500	0.00	85.00	0.00	415.00	17.00
10-411-2202 Vehicle Repair&Maintenance	1,000	0.00	54.87	0.00	945.13	5.49
10-411-2210 Contractual Services	43,455	3,357.90	17,982.65	0.00	25,472.35	41.38
10-411-2212 Contractual-Plan Review	0	0.00	1,183.00	0.00	(1,183.00)	0.00
10-411-2300 Operating Supplies	750	0.00	209.99	0.00	540.01	28.00
10-411-2302 Office Supplies	1,000	59.99	444.48	0.00	555.52	44.45
10-411-2310 Miscellaneous/Sundry	500	0.00	0.00	0.00	500.00	0.00
10-411-2312 Minor Equipment	275	0.00	250.85	0.00	24.15	91.22
10-411-2316 Postage	750	200.00	200.00	0.00	550.00	26.67
TOTAL Other Expenses	51,452	3,651.91	20,996.68	0.00	30,455.32	40.81
TOTAL Building/Codes	87,362	6,365.68	35,357.16	0.00	52,004.84	40.47

10 -General Fund
DEPARTMENT - Municipal Court

% OF YEAR COMPLETED: 41.67

DEPARTMENTAL EXPENDITURES	CURRENT BUDGET	CURRENT PERIOD	YEAR TO DATE ACTUAL	TOTAL ENCUMBERED	BUDGET BALANCE	% YTD BUDGET
Salaries						
10-412-1100 Salaries - Court Clerk	34,445	2,649.60	14,528.00	0.00	19,917.00	42.18
10-412-1101 Overtime - Court Clerk	100	0.00	0.00	0.00	100.00	0.00
10-412-1108 Longevity Pay	600	0.00	0.00	0.00	600.00	0.00
TOTAL Salaries	35,145	2,649.60	14,528.00	0.00	20,617.00	41.34
Other Personnel Costs						
10-412-1200 SS & Medicare	2,689	202.70	1,111.42	0.00	1,577.58	41.33
10-412-1300 Employee Health Insurance	7,850	616.36	3,081.80	0.00	4,768.20	39.26
10-412-1400 Retirement	0	0.00	15.88	0.00	(15.88)	0.00
10-412-1500 Unemployment Insurance	42	0.00	0.00	0.00	42.00	0.00
TOTAL Other Personnel Costs	10,581	819.06	4,209.10	0.00	6,371.90	39.78
Other Expenses						
10-412-2002 Education & Training	500	0.00	0.00	0.00	500.00	0.00
10-412-2014 W.Comp Insurance	75	0.00	0.00	0.00	75.00	0.00
10-412-2106 Publicity,Subscriptions&Due	100	0.00	0.00	0.00	100.00	0.00
10-412-2210 Contractual Services	3,000	140.00	2,879.51	0.00	120.49	95.98
10-412-2300 Operating Supplies	500	107.00	107.00	0.00	393.00	21.40
10-412-2302 Office Supplies	500	0.00	54.54	0.00	445.46	10.91
10-412-2310 Miscellaneous/Sundry	3,500	0.00	1,350.44	0.00	2,149.56	38.58
10-412-2312 Minor Equipment-Court	0	0.00	771.31	0.00	(771.31)	0.00
10-412-4014 City Judge	6,000	500.00	2,250.00	0.00	3,750.00	37.50
TOTAL Other Expenses	14,175	747.00	7,412.80	0.00	6,762.20	52.29
TOTAL Municipal Court	59,901	4,215.66	26,149.90	0.00	33,751.10	43.66

10 -General Fund
DEPARTMENT - Police Dept

% OF YEAR COMPLETED: 41.67

DEPARTMENTAL EXPENDITURES	CURRENT BUDGET	CURRENT PERIOD	YEAR TO DATE ACTUAL	TOTAL ENCUMBERED	BUDGET BALANCE	% YTD BUDGET
Salaries						
10-421-1100 Salaries - Dispatch/Records	33,160	2,470.40	13,545.60	0.00	19,614.40	40.85
10-421-1105 Salaries - Police	642,175	50,460.00	269,202.70	0.00	372,972.30	41.92
10-421-1106 Overtime - Police	17,000	2,147.09	14,937.12	0.00	2,062.88	87.87
10-421-1107 O.T. GHSO Grant/Traffic Enf	5,000	1,246.86	1,246.86	0.00	3,753.14	24.94
10-421-1108 Longevity Pay	5,650	0.00	0.00	0.00	5,650.00	0.00
TOTAL Salaries	702,985	56,324.35	298,932.28	0.00	404,052.72	42.52
Other Personnel Costs						
10-421-1200 SS & Medicare	53,778	4,156.30	22,079.28	0.00	31,698.72	41.06
10-421-1300 Employee Health Insurance	163,404	12,131.10	60,974.22	0.00	102,429.78	37.32
10-421-1400 Retirement	0	0.00	309.63	0.00	(309.63)	0.00
10-421-1500 Unemployment Insurance	1,184	0.00	53.59	0.00	1,130.41	4.53
TOTAL Other Personnel Costs	218,366	16,287.40	83,416.72	0.00	134,949.28	38.20
Other Expenses						
10-421-2000 Other Medical Expense	1,200	0.00	490.00	0.00	710.00	40.83
10-421-2002 Education & Training	10,000	275.00	7,834.36	0.00	2,165.64	78.34
10-421-2014 W.Comp Insurance	40,263	0.00	0.00	0.00	40,263.00	0.00
10-421-2100 Utilities	600	0.00	274.74	0.00	325.26	45.79
10-421-2102 Telephone & jetpacks	10,034	693.58	3,728.26	0.00	6,305.74	37.16
10-421-2104 Gas, Oil, Diesel Fuel	40,000	0.00	8,231.02	0.00	31,768.98	20.58
10-421-2106 Publicity,Subscripts & Dues	1,000	0.00	350.00	0.00	650.00	35.00
10-421-2202 Vehicle Repair&Maintenance	25,000	2,067.83	14,957.01	0.00	10,042.99	59.83
10-421-2204 Equip Repair & Maintenance	4,000	0.00	0.00	0.00	4,000.00	0.00
10-421-2210 Contractual Services	12,300	515.62	7,537.50	0.00	4,762.50	61.28
10-421-2212 SCECC Contractual Svc	190,000	32,515.35	32,515.35	0.00	157,484.65	17.11
10-421-2300 Operating Supplies	7,000	68.47	2,399.53	0.00	4,600.47	34.28
10-421-2302 Office Supplies	2,000	205.00	762.17	0.00	1,237.83	38.11
10-421-2310 Miscellaneous/Sundry	500	186.00	186.00	0.00	314.00	37.20
10-421-2312 Minor Equipment-Police	7,300	0.00	1,451.83	0.00	5,848.17	19.89
10-421-2316 Postage	100	0.00	0.00	0.00	100.00	0.00
10-421-2324 Clothing & Uniforms	10,000	0.00	3,538.92	0.00	6,461.08	35.39
10-421-2332 Meals & Entertainment	0	0.00	167.26	0.00	(167.26)	0.00
10-421-4002 Vehicle Towing Service	3,000	0.00	635.00	0.00	2,365.00	21.17
10-421-6014 Machinery&Equipment-Police	108,817	0.00	10,500.00	0.00	98,317.00	9.65
TOTAL Other Expenses	473,114	36,526.85	95,558.95	0.00	377,555.05	20.20
TOTAL Police Dept	1,394,465	109,138.60	477,907.95	0.00	916,557.05	34.27

10 -General Fund
DEPARTMENT - Fire Dept

% OF YEAR COMPLETED: 41.67

DEPARTMENTAL EXPENDITURES	CURRENT BUDGET	CURRENT PERIOD	YEAR TO DATE ACTUAL	TOTAL ENCUMBERED	BUDGET BALANCE	% YTD BUDGET
Salaries						
10-422-1100 Salaries - Fire Department	98,394	7,200.56	40,274.79	0.00	58,119.21	40.93
10-422-1105 Volunteer Pay	35,000	0.00	0.00	0.00	35,000.00	0.00
10-422-1108 Longevity Pay	900	0.00	0.00	0.00	900.00	0.00
TOTAL Salaries	134,294	7,200.56	40,274.79	0.00	94,019.21	29.99
Other Personnel Costs						
10-422-1200 SS & Medicare	10,273	523.34	2,930.14	0.00	7,342.86	28.52
10-422-1300 Employee Health Insurance	19,000	1,511.35	7,556.75	0.00	11,443.25	39.77
10-422-1400 Retirement	0	0.00	43.74	0.00	(43.74)	0.00
10-422-1500 Unemployment Insurance	84	0.00	0.00	0.00	84.00	0.00
TOTAL Other Personnel Costs	29,357	2,034.69	10,530.63	0.00	18,826.37	35.87
Other Expenses						
10-422-2000 Other Medical Expense	0	0.00	50.00	0.00	(50.00)	0.00
10-422-2002 Education & Training	5,000	0.00	873.80	0.00	4,126.20	17.48
10-422-2014 W.Comp Insurance	7,072	0.00	0.00	0.00	7,072.00	0.00
10-422-2100 Utility Services	7,500	0.00	2,325.70	0.00	5,174.30	31.01
10-422-2102 Telephone & aircards	2,400	68.04	706.89	0.00	1,693.11	29.45
10-422-2104 Gas, Oil, Diesel Fuel	6,000	0.00	1,317.38	0.00	4,682.62	21.96
10-422-2106 Publicity,Subscripts & Dues	2,500	0.00	200.00	0.00	2,300.00	8.00
10-422-2202 Vehicle Repair&Maintenance	15,000	300.42	7,523.32	0.00	7,476.68	50.16
10-422-2204 Equip. Repair & Maintenance	5,000	165.00	165.00	0.00	4,835.00	3.30
10-422-2206 Bldg Repair & Maint - Sta 2	2,000	10.26	565.76	0.00	1,434.24	28.29
10-422-2210 Contractual Services	18,632	1,210.55	8,851.26	0.00	9,780.74	47.51
10-422-2300 Operating Supplies	7,000	540.36	1,012.52	0.00	5,987.48	14.46
10-422-2302 Office Supplies	1,000	6.99	92.20	0.00	907.80	9.22
10-422-2310 Miscellaneous/Sundry	1,000	0.00	0.00	0.00	1,000.00	0.00
10-422-2312 Minor Equipment-Fire	6,072	(3,570.00)	68,798.96	0.00	(62,726.96)	1,133.05
10-422-2314 Minor Equp-Turnout Gear	15,000	0.00	0.00	0.00	15,000.00	0.00
10-422-2316 Postage	100	0.00	0.00	0.00	100.00	0.00
10-422-2324 Clothing & Uniforms	4,000	0.00	0.00	0.00	4,000.00	0.00
10-422-2332 Meals & Entertainment	300	0.00	0.00	0.00	300.00	0.00
10-422-4026 Promotional/Fire Prevention	1,000	0.00	831.50	0.00	168.50	83.15
10-422-6004 Debt Svc-Fire Engine	44,600	770.98	39,203.64	0.00	5,396.36	87.90
10-422-6014 Machinery & Equipment-Fire	73,910	0.00	0.00	0.00	73,910.00	0.00
TOTAL Other Expenses	225,086	(497.40)	132,517.93	0.00	92,568.07	58.87
TOTAL Fire Dept	388,737	8,737.85	183,323.35	0.00	205,413.65	47.16

REVENUE & EXPENSE REPORT (UNAUDITED)
AS OF: NOVEMBER 30TH, 2019

10 -General Fund
DEPARTMENT - Development Services % OF YEAR COMPLETED: 41.67

DEPARTMENTAL EXPENDITURES	CURRENT BUDGET	CURRENT PERIOD	YEAR TO DATE ACTUAL	TOTAL ENCUMBERED	BUDGET BALANCE	% YTD BUDGET
Salaries						
10-440-1100 Salaries - Development Svcs	68,000	0.00	19,082.66	0.00	48,917.34	28.06
10-440-1108 Longevity Pay	150	0.00	0.00	0.00	150.00	0.00
TOTAL Salaries	68,150	0.00	19,082.66	0.00	49,067.34	28.00
Other Personnel Costs						
10-440-1200 SS & Medicare	5,213	0.00	1,392.98	0.00	3,820.02	26.72
10-440-1300 Employee Health Insurance	10,800	(832.05)	2,523.75	0.00	8,276.25	23.37
10-440-1400 Retirement	0	0.00	10.43	0.00	(10.43)	0.00
10-440-1500 Unemployment Ins.	28	0.00	0.00	0.00	28.00	0.00
TOTAL Other Personnel Costs	16,041	(832.05)	3,927.16	0.00	12,113.84	24.48
Other Expenses						
10-440-2002 Education & Training	2,000	0.00	0.00	0.00	2,000.00	0.00
10-440-2010 P&Z (& Recording Fees)	1,000	0.00	0.00	0.00	1,000.00	0.00
10-440-2014 W.Comp Insurance	151	0.00	0.00	0.00	151.00	0.00
10-440-2102 Telephone/Internet	684	0.00	238.47	0.00	445.53	34.86
10-440-2104 Gas & Oil	1,000	0.00	196.80	0.00	803.20	19.68
10-440-2106 Publicity,Subscriptions&Due	1,000	0.00	560.00	0.00	440.00	56.00
10-440-2202 Vehicle Repair&Maintenance	1,000	0.00	71.10	0.00	928.90	7.11
10-440-2204 Equipment Repair & Maint	500	0.00	0.00	0.00	500.00	0.00
10-440-2210 Contractual Services	2,327	1,018.95	2,075.80	0.00	251.20	89.20
10-440-2300 Operating Supplies	200	0.00	70.00	0.00	130.00	35.00
10-440-2302 Office Supplies	500	0.00	67.99	0.00	432.01	13.60
10-440-2312 Minor Equipment	1,000	169.78	931.91	0.00	68.09	93.19
10-440-2324 Clothing & Uniforms	300	0.00	0.00	0.00	300.00	0.00
10-440-2332 Meals & Entertainment	300	0.00	0.00	0.00	300.00	0.00
10-440-4000 Professional Services	5,000	0.00	0.00	0.00	5,000.00	0.00
10-440-4014 Legal Services	2,000	0.00	0.00	0.00	2,000.00	0.00
TOTAL Other Expenses	18,962	1,188.73	4,212.07	0.00	14,749.93	22.21
TOTAL Development Services	103,153	356.68	27,221.89	0.00	75,931.11	26.39

10 -General Fund
DEPARTMENT - Community Ctr/Parks

% OF YEAR COMPLETED: 41.67

DEPARTMENTAL EXPENDITURES	CURRENT BUDGET	CURRENT PERIOD	YEAR TO DATE ACTUAL	TOTAL ENCUMBERED	BUDGET BALANCE	% YTD BUDGET
Salaries						
10-444-1100 Salaries - Parks	70,871	2,720.00	20,908.50	0.00	49,962.50	29.50
10-444-1101 Overtime - Parks	1,000	0.00	0.00	0.00	1,000.00	0.00
10-444-1108 Longevity Pay	1,300	0.00	0.00	0.00	1,300.00	0.00
TOTAL Salaries	73,171	2,720.00	20,908.50	0.00	52,262.50	28.57
Other Personnel Costs						
10-444-1200 SS & Medicare	5,598	204.04	1,550.97	0.00	4,047.03	27.71
10-444-1300 Employee Health Insurance	18,600	616.36	3,932.25	0.00	14,667.75	21.14
10-444-1400 Retirement	0	0.00	8.67	0.00	(8.67)	0.00
10-444-1500 Unemployment Ins.	84	0.00	0.00	0.00	84.00	0.00
TOTAL Other Personnel Costs	24,282	820.40	5,491.89	0.00	18,790.11	22.62
Other Expenses						
10-444-2014 W.Comp Insurance	1,886	0.00	0.00	0.00	1,886.00	0.00
10-444-2100 Utilities	15,000	0.00	4,298.50	0.00	10,701.50	28.66
10-444-2102 Telephone&Internet	2,700	173.47	1,076.80	0.00	1,623.20	39.88
10-444-2104 Gas & Oil	200	0.00	0.00	0.00	200.00	0.00
10-444-2106 Publicity, Subscriptions,Du	205	0.00	0.00	0.00	205.00	0.00
10-444-2204 Equip Repair&Maintenance	1,500	0.00	0.00	0.00	1,500.00	0.00
10-444-2206 Bldg Repair & Maintenance	10,000	1,075.97	2,146.82	0.00	7,853.18	21.47
10-444-2207 Parks Property Maintenance	21,000	1,800.00	1,800.00	0.00	19,200.00	8.57
10-444-2210 Contractual Services	9,227	772.50	16,456.95	0.00	(7,229.95)	178.36
10-444-2300 Operating Supplies	2,000	355.66	637.54	0.00	1,362.46	31.88
10-444-2302 Office Supplies	500	36.46	160.46	0.00	339.54	32.09
10-444-2310 Miscellaneous/Sundry	1,000	0.00	180.88	0.00	819.12	18.09
10-444-2312 Minor Equipment-C.Center	1,000	0.00	1,557.55	0.00	(557.55)	155.76
10-444-2322 Interest Exp - CCtr Loan	12,000	683.29	2,448.45	0.00	9,551.55	20.40
10-444-2332 Meals & Entertainment	0	0.00	53.96	0.00	(53.96)	0.00
10-444-3000 Special Events	11,000	522.40	522.40	0.00	10,477.60	4.75
10-444-6000 Building Imp's-C.Ctr	4,000	0.00	4,900.00	0.00	(900.00)	122.50
10-444-6004 Debt Svc-Comm.Ctr Loan Pmt	134,000	11,049.40	32,872.44	0.00	101,127.56	24.53
10-444-6018 Park Dev/Playgrounds&Imp's	60,000	0.00	0.00	0.00	60,000.00	0.00
TOTAL Other Expenses	287,218	16,469.15	69,112.75	0.00	218,105.25	24.06
TOTAL Community Ctr/Parks	384,671	20,009.55	95,513.14	0.00	289,157.86	24.83
TOTAL EXPENDITURES	6,303,840	265,698.27	1,119,699.77	0.00	5,184,140.23	17.76
REVENUE OVER/(UNDER) EXPENDITURES	0	(84,250.47)	2,706,354.31	0.00	(2,706,354.31)	0.00

BALANCE SHEET
AS OF: NOVEMBER 30TH, 2019
20 -Sewer Fund

		BALANCE
ASSETS		
Current Assets		
Checking/Savings		
1000	Sewer Fund - Farmers Bank	505,873.43
1001	Phase II Sewer - Farmers Bk	587,475.51
1005	Sewer Fund MM-Farmers Bk	346,422.47
Total Checking/Savings		1,439,771.41
Current Assets		
1100	Cash Reserves - State of TN	24.00
1110	Cash on Hand-Petty Cash	300.00
1200	Accounts Receivable	121,356.39
1201	Allowance For Uncollectible	(165,444.76)
1202	A/R - KVS Bad Debt	45,432.44
1203	A/R - Incode Bad Debt	119,225.29
1204	UNAPPLIED CREDITS	(5,919.69)
1220	A/R - Other	78,322.44
1260	Postage Dep (Utility Billing)	1,830.40
1300	Inventory Asset	31,835.74
Total Current Assets		226,962.25
Total Current Assets		1,666,733.66
Other Assets		
Fixed Assets		
1400	Land - City Hall	47,268.00
1401	Buildings	134,211.59
1402	Furniture & Equipment	264,285.72
1403	Vehicles	239,895.71
1406	Sewer Collection System	8,813,194.88
1407	Construction in Progress	463,577.13
1450	Net Pension Asset	32,793.00
1455	Deferred Outflows for Pension	5,974.69
1499	Accumulated Depreciation	(4,530,814.21)
Total Fixed Assets		5,470,386.51
Transfers		
1610	Due To / From General Fund	(42,773.23)
1630	Due To / From Street Fund	44.50
1640	Due To / From Solid Waste Fund	(183,342.78)
1660	Due To / From Stormwater Fund	(63,422.75)
Total Transfers		(289,494.26)
Total Other Assets		5,180,892.25
TOTAL ASSETS		6,847,625.91

BALANCE SHEET
AS OF: NOVEMBER 30TH, 2019
20 -Sewer Fund

	BALANCE
LIABILITIES & EQUITY	
Current Liabilities	
Current Liabilities	
2001 A/P - Other	52.23
2030 REFUNDS PAYABLE	28.00
2101 Accrued Wages Payable	2,197.21
2108 Accrued SS & Medicare	168.09
2109 Accrued Compensated Absences	4,692.45
2250 Deferred Inflows for Pension	12,255.00
Total Current Liabilities	19,392.98
Total Current Liabilities	19,392.98
Long Term Liabilities	
Long Term Liabilities	
2460 SRF Loan Payable-LT	135,949.00
Total Long Term Liabilities	135,949.00
Total Long Term Liabilities	135,949.00
TOTAL LIABILITIES	155,341.98
Equity	
2700 Retained Earnings	185,613.37
2710 Fund Balance/Net Assets	969,115.93
2713 Net Assets/Capital & Debt	5,225,785.44
Net Income	311,769.19
Total Equity	6,692,283.93
TOTAL LIABILITIES & EQUITY	6,847,625.91

20 -Sewer Fund

% OF YEAR COMPLETED: 41.67

REVENUES	CURRENT BUDGET	CURRENT PERIOD	YEAR TO DATE ACTUAL	TOTAL ENCUMBERED	BUDGET BALANCE	% YTD BUDGET
Sewer Revenue						
20-3000 Operating Revenue-Sewer	1,040,000	103,730.53	496,760.27	0.00	543,239.73	47.77
20-3001 Tap Fees	20,000	1,525.00	6,100.00	0.00	13,900.00	30.50
TOTAL Sewer Revenue	1,060,000	105,255.53	502,860.27	0.00	557,139.73	47.44
Other Revenue						
20-3400 Sewer Fees/Insp,Permits,etc	1,500	300.00	1,225.00	0.00	275.00	81.67
20-3501 Interest Income	3,200	0.00	1,120.28	0.00	2,079.72	35.01
20-3503 Sewer Tank/Pump Pkgs	0	0.00	15,000.00	0.00	(15,000.00)	0.00
20-3504 Miscellaneous Income	30,000	2,235.14	14,183.02	0.00	15,816.98	47.28
TOTAL Other Revenue	34,700	2,535.14	31,528.30	0.00	3,171.70	90.86
Transfers						
20-3701 From Fund Balance-Sewer Fund	132,938	0.00	0.00	0.00	132,938.00	0.00
TOTAL Transfers	132,938	0.00	0.00	0.00	132,938.00	0.00
TOTAL REVENUE	1,227,638	107,790.67	534,388.57	0.00	693,249.43	43.53

20 -Sewer Fund
DEPARTMENT - Sewer

% OF YEAR COMPLETED: 41.67

DEPARTMENTAL EXPENDITURES	CURRENT BUDGET	CURRENT PERIOD	YEAR TO DATE ACTUAL	TOTAL ENCUMBERED	BUDGET BALANCE	% YTD BUDGET
Salaries						
20-522-1100 Salaries - Sewer	108,168	5,457.83	30,869.35	0.00	77,298.65	28.54
20-522-1101 Overtime - Sewer	6,000	517.50	3,094.26	0.00	2,905.74	51.57
20-522-1108 Longevity Pay	3,300	0.00	0.00	0.00	3,300.00	0.00
TOTAL Salaries	117,468	5,975.33	33,963.61	0.00	83,504.39	28.91
Other Personnel Costs						
20-522-1200 SS & Medicare	8,986	456.32	2,583.01	0.00	6,402.99	28.74
20-522-1300 Employee Health Insurance	35,000	1,232.72	4,930.88	0.00	30,069.12	14.09
20-522-1400 Retirement	0	0.00	67.98	0.00	(67.98)	0.00
20-522-1500 Unemployment Insurance	210	0.00	0.00	0.00	210.00	0.00
TOTAL Other Personnel Costs	44,196	1,689.04	7,581.87	0.00	36,614.13	17.16
Other Expenses						
20-522-2000 Other Medical Expense	0	0.00	486.50	0.00	(486.50)	0.00
20-522-2002 Education & Training	2,300	0.00	0.00	0.00	2,300.00	0.00
20-522-2014 Worker's Comp Insurance	5,063	0.00	0.00	0.00	5,063.00	0.00
20-522-2016 Liability & Property Ins.	13,000	0.00	0.00	0.00	13,000.00	0.00
20-522-2100 Utilities	14,000	0.00	3,581.76	0.00	10,418.24	25.58
20-522-2102 Telephone	1,100	0.00	366.69	0.00	733.31	33.34
20-522-2104 Gas, Oil, Diesel Fuel	8,000	0.00	1,424.03	0.00	6,575.97	17.80
20-522-2106 Publicity,Subscripts & Dues	2,800	0.00	46.70	0.00	2,753.30	1.67
20-522-2200 System Rep&Maintenance	17,000	0.00	934.00	0.00	16,066.00	5.49
20-522-2202 Vehicle Repair&Maintenance	7,000	0.00	912.91	0.00	6,087.09	13.04
20-522-2204 Equip. Repair & Maintenance	5,600	0.00	0.00	0.00	5,600.00	0.00
20-522-2210 Contractual Services	18,232	1,144.58	7,821.94	0.00	10,410.06	42.90
20-522-2300 Operating Supplies	20,000	431.74	9,165.49	0.00	10,834.51	45.83
20-522-2302 Office Supplies	1,000	24.97	627.15	0.00	372.85	62.72
20-522-2310 Miscellaneous/Sundry	7,500	0.00	2,309.73	0.00	5,190.27	30.80
20-522-2312 Minor Equipment-Sewer	2,808	0.00	228.99	0.00	2,579.01	8.15
20-522-2316 Postage	500	200.00	200.00	0.00	300.00	40.00
20-522-2324 Clothing & Uniforms	2,000	0.00	83.28	0.00	1,916.72	4.16
20-522-2706 Payments In Lieu Of Taxes	29,200	0.00	0.00	0.00	29,200.00	0.00
20-522-2708 Depreciation	246,000	0.00	0.00	0.00	246,000.00	0.00
20-522-4000 Professional Services	2,500	0.00	0.00	0.00	2,500.00	0.00
20-522-4004 Sewage Transport-G'ville	130,000	11,023.78	39,521.92	0.00	90,478.08	30.40
20-522-4006 Sewage Treatment-Metro	301,000	21,749.19	71,765.91	0.00	229,234.09	23.84
20-522-4008 WHUD Readings	11,400	0.00	2,876.50	0.00	8,523.50	25.23
20-522-4010 Pretreatment (Odor Control)	25,000	0.00	8,268.00	0.00	16,732.00	33.07
20-522-4016 Accounting & Auditing	4,500	0.00	0.00	0.00	4,500.00	0.00
20-522-5006 Debt Svc-State Rev Loan	23,971	41.90	209.50	0.00	23,761.50	0.87
20-522-6002 Syst Upgrade-Ph1/Investigat	7,500	0.00	1,136.50	0.00	6,363.50	15.15
20-522-6006 Pumps (System r&m)	70,000	0.00	29,106.40	0.00	40,893.60	41.58
20-522-6014 Machinery&Equipment-Swr	87,000	0.00	0.00	0.00	87,000.00	0.00
TOTAL Other Expenses	1,065,974	34,616.16	181,073.90	0.00	884,900.10	16.99
TOTAL Sewer	1,227,638	42,280.53	222,619.38	0.00	1,005,018.62	18.13

20 -Sewer Fund
DEPARTMENT - Sewer

% OF YEAR COMPLETED: 41.67

DEPARTMENTAL EXPENDITURES	CURRENT BUDGET	CURRENT PERIOD	YEAR TO DATE ACTUAL	TOTAL ENCUMBERED	BUDGET BALANCE	% YTD BUDGET
TOTAL EXPENDITURES	1,227,638	42,280.53	222,619.38	0.00	1,005,018.62	18.13
REVENUE OVER/(UNDER) EXPENDITURES	0	65,510.14	311,769.19	0.00	(311,769.19)	0.00

BALANCE SHEET
AS OF: NOVEMBER 30TH, 2019
30 -Street Fund

	BALANCE
ASSETS	
Current Assets	
Checking/Savings	
1000 State Street Aid Fund-Farmers	213,977.24
1002 Road Maint.Fund-Farmers Bank	25,522.92
Total Checking/Savings	239,500.16
Current Assets	
1220 A/R - Other	19,467.03
1300 Inventory	2,629.94
Total Current Assets	22,096.97
Total Current Assets	261,597.13
Other Assets	
Fixed Assets	
Transfers	
1610 Due To / From General Fund	102,396.37
1620 Due To / From Sewer Fund	(44.50)
1660 Due To / From Stormwater Fund	100.00
Total Transfers	102,451.87
Total Other Assets	102,451.87
TOTAL ASSETS	364,049.00
LIABILITIES & EQUITY	
Current Liabilities	
Current Liabilities	
Long Term Liabilities	
Equity	
2700 Retained Earnings	(263,854.85)
2720 Fund Balance-Nonspendable	2,629.94
2740 Fund Balance-Committed	564,284.84
Net Income	60,989.07
Total Equity	364,049.00

BALANCE SHEET

AS OF: NOVEMBER 30TH, 2019

30 -Street Fund

	BALANCE
TOTAL LIABILITIES & EQUITY	364,049.00

30 -Street Fund

% OF YEAR COMPLETED: 41.67

REVENUES	CURRENT BUDGET	CURRENT PERIOD	YEAR TO DATE ACTUAL	TOTAL ENCUMBERED	BUDGET BALANCE	% YTD BUDGET
Street Revenue						
30-3030 State Gas-Motor Fuel Tax	247,940	10,436.72	53,155.33	0.00	194,784.67	21.44
30-3032 State Gas 1989 Tax	0	1,628.00	8,458.58	0.00	(8,458.58)	0.00
30-3034 State Gas 3 Cent Tax	0	3,016.57	15,673.14	0.00	(15,673.14)	0.00
30-3036 State Gas 2017 Improve Tax	0	5,249.07	24,470.72	0.00	(24,470.72)	0.00
30-3100 Road Maintenance Fees	7,000	700.00	1,901.60	0.00	5,098.40	27.17
30-3501 Interest Earned	450	0.00	148.97	0.00	301.03	33.10
30-3600 Grant Proceeds	87,000	0.00	0.00	0.00	87,000.00	0.00
TOTAL Street Revenue	342,390	21,030.36	103,808.34	0.00	238,581.66	30.32
Transfers						
30-3711 From Fund Balance-Street Fund	153,880	0.00	0.00	0.00	153,880.00	0.00
TOTAL Transfers	153,880	0.00	0.00	0.00	153,880.00	0.00
TOTAL REVENUE	496,270	21,030.36	103,808.34	0.00	392,461.66	20.92

30 -Street Fund
DEPARTMENT - Street

% OF YEAR COMPLETED: 41.67

DEPARTMENTAL EXPENDITURES	CURRENT BUDGET	CURRENT PERIOD	YEAR TO DATE ACTUAL	TOTAL ENCUMBERED	BUDGET BALANCE	% YTD BUDGET
Salaries						
30-431-1101 Overtime - Street	0	0.00	293.76	0.00	(293.76)	0.00
TOTAL Salaries	0	0.00	293.76	0.00	(293.76)	0.00
Other Personnel Costs						
30-431-1200 SS & Medicare	0	0.00	21.93	0.00	(21.93)	0.00
30-431-1400 Retirement	0	0.00	1.22	0.00	(1.22)	0.00
TOTAL Other Personnel Costs	0	0.00	23.15	0.00	(23.15)	0.00
Other Expenses						
30-431-2016 Liability & Property Ins.	4,600	0.00	0.00	0.00	4,600.00	0.00
30-431-2104 Gas, Oil, Diesel Fuel	3,000	0.00	462.67	0.00	2,537.33	15.42
30-431-2110 Street Lighting	35,000	0.00	8,906.84	0.00	26,093.16	25.45
30-431-2204 Equip. Repair & Maintenance	7,500	0.00	44.53	0.00	7,455.47	0.59
30-431-2208 Street Repair & Maintenance	2,500	0.00	916.00	0.00	1,584.00	36.64
30-431-2210 Contractual Services	0	56.85	316.43	0.00	(316.43)	0.00
30-431-2300 Operating Supplies	500	0.00	74.94	0.00	425.06	14.99
30-431-2306 Salt Supplies	4,000	0.00	0.00	0.00	4,000.00	0.00
30-431-2308 Rock, Gravel & Sand	900	0.00	0.00	0.00	900.00	0.00
30-431-2310 Miscellaneous/Sundry	870	0.00	0.00	0.00	870.00	0.00
30-431-2312 Minor Equipment-Street	300	0.00	0.00	0.00	300.00	0.00
30-431-2318 Sign Parts & Supplies	5,000	0.00	71.90	0.00	4,928.10	1.44
30-431-4000 Professional Services	24,100	0.00	24,149.05	0.00	(49.05)	100.20
30-431-6020 Street Paving	300,000	0.00	0.00	0.00	300,000.00	0.00
30-431-6025 Streetscape Capital Proj.	108,000	0.00	7,560.00	0.00	100,440.00	7.00
TOTAL Other Expenses	496,270	56.85	42,502.36	0.00	453,767.64	8.56
TOTAL Street	496,270	56.85	42,819.27	0.00	453,450.73	8.63
TOTAL EXPENDITURES	496,270	56.85	42,819.27	0.00	453,450.73	8.63
REVENUE OVER/(UNDER) EXPENDITURES	0	20,973.51	60,989.07	0.00	(60,989.07)	0.00

BALANCE SHEET
AS OF: NOVEMBER 30TH, 2019
40 -Solid Waste Fund

	BALANCE
ASSETS	
Current Assets	
Checking/Savings	
1000 Solid Waste Fund - Farmers Bk	273,512.68
Total Checking/Savings	273,512.68
Current Assets	
1200 Accounts Receivable	46,346.70
1201 Allowance for Bad Debt	(23,971.42)
1203 A/R - Incode Bad Debt	29,338.95
1300 Inventory	4,473.20
Total Current Assets	56,187.43
Total Current Assets	329,700.11
Other Assets	
Transfers	
1610 Due To / From General Fund	(64,215.99)
1620 Due To / From Sewer Fund	183,342.78
Total Transfers	119,126.79
Total Other Assets	119,126.79
TOTAL ASSETS	448,826.90
LIABILITIES & EQUITY	
Current Liabilities	
Current Liabilities	
2001 A/P - Other	49.51
2101 Accrued Wages Payable	2,794.96
2108 Accrued SS & Medicare	213.81
2200 Deferred Revenue	36,981.50
Total Current Liabilities	40,039.78
Total Current Liabilities	40,039.78
Long Term Liabilities	
TOTAL LIABILITIES	40,039.78

BALANCE SHEET
AS OF: NOVEMBER 30TH, 2019
40 -Solid Waste Fund

	BALANCE
Equity	
2700 Retained Earnings	(109,032.76)
2720 Fund Balance-Nonspendable	4,473.20
2730 Fund Balance-Restricted	460,420.66
Net Income	52,926.02
Total Equity	408,787.12
TOTAL LIABILITIES & EQUITY	448,826.90

40 -Solid Waste Fund

% OF YEAR COMPLETED: 41.67

REVENUES	CURRENT BUDGET	CURRENT PERIOD	YEAR TO DATE ACTUAL	TOTAL ENCUMBERED	BUDGET BALANCE	% YTD BUDGET
User Fees						
40-3000 User Fees	464,000	39,048.25	190,085.22	0.00	273,914.78	40.97
TOTAL User Fees	464,000	39,048.25	190,085.22	0.00	273,914.78	40.97
Other Revenue						
40-3500 Sale of Recyclables	3,000	109.20	308.70	0.00	2,691.30	10.29
40-3501 Interest Income	500	0.00	188.34	0.00	311.66	37.67
TOTAL Other Revenue	3,500	109.20	497.04	0.00	3,002.96	14.20
Transfers						
40-3711 From Fund Balance-SW Fund	59,213	0.00	0.00	0.00	59,213.00	0.00
TOTAL Transfers	59,213	0.00	0.00	0.00	59,213.00	0.00
TOTAL REVENUE	526,713	39,157.45	190,582.26	0.00	336,130.74	36.18

40 -Solid Waste Fund
DEPARTMENT - Solid Waste

% OF YEAR COMPLETED: 41.67

DEPARTMENTAL EXPENDITURES	CURRENT BUDGET	CURRENT PERIOD	YEAR TO DATE ACTUAL	TOTAL ENCUMBERED	BUDGET BALANCE	% YTD BUDGET
Salaries						
40-432-1100 Salaries - Solid Waste	97,755	7,367.81	43,644.95	0.00	54,110.05	44.65
40-432-1101 Overtime - Solid Waste	1,500	0.00	0.00	0.00	1,500.00	0.00
40-432-1108 Longevity Pay	1,150	0.00	0.00	0.00	1,150.00	0.00
TOTAL Salaries	100,405	7,367.81	43,644.95	0.00	56,760.05	43.47
Other Personnel Costs						
40-432-1200 SS & Medicare	7,681	549.87	3,272.64	0.00	4,408.36	42.61
40-432-1300 Employee Health Insurance	30,000	2,359.92	12,381.13	0.00	17,618.87	41.27
40-432-1400 Retirement	0	0.00	43.74	0.00	(43.74)	0.00
40-432-1500 Unemployment Insurance	84	0.00	17.68	0.00	66.32	21.05
TOTAL Other Personnel Costs	37,765	2,909.79	15,715.19	0.00	22,049.81	41.61
Other Expenses						
40-432-2014 Worker's Comp. Insurance	5,976	0.00	0.00	0.00	5,976.00	0.00
40-432-2016 Liability & Property Ins.	7,000	0.00	0.00	0.00	7,000.00	0.00
40-432-2104 Gas, Oil, Diesel Fuel	6,000	0.00	975.08	0.00	5,024.92	16.25
40-432-2106 Publicity,Subscript's & Due	3,000	0.00	3,000.00	0.00	0.00	100.00
40-432-2202 Vehicle/Equipment r&m	7,000	60.95	2,004.19	0.00	4,995.81	28.63
40-432-2210 Contractual Services	10,510	482.08	5,098.27	0.00	5,411.73	48.51
40-432-2300 Operating Supplies	1,000	0.00	16.54	0.00	983.46	1.65
40-432-2302 Office Supplies	200	0.00	0.00	0.00	200.00	0.00
40-432-2310 Miscellaneous/Sundry	200	0.00	0.00	0.00	200.00	0.00
40-432-2316 Postage	500	200.00	200.00	0.00	300.00	40.00
40-432-2324 Clothing & Uniforms	1,000	0.00	0.00	0.00	1,000.00	0.00
40-432-4002 Contractual Svc-Waste Ind.	267,157	0.00	65,487.58	0.00	201,669.42	24.51
40-432-4016 Accounting & Auditing	1,000	0.00	0.00	0.00	1,000.00	0.00
40-432-4026 Disposal Fees	18,000	509.49	1,514.44	0.00	16,485.56	8.41
40-432-6014 Machinery&Equipment-SW	60,000	0.00	0.00	0.00	60,000.00	0.00
TOTAL Other Expenses	388,543	1,252.52	78,296.10	0.00	310,246.90	20.15
TOTAL Solid Waste	526,713	11,530.12	137,656.24	0.00	389,056.76	26.13
TOTAL EXPENDITURES	526,713	11,530.12	137,656.24	0.00	389,056.76	26.13
REVENUE OVER/(UNDER) EXPENDITURES	0	27,627.33	52,926.02	0.00	(52,926.02)	0.00

BALANCE SHEET
AS OF: NOVEMBER 30TH, 2019
50 -Drug Fund

	BALANCE
ASSETS	
Current Assets	
Checking/Savings	
1000 Drug Fund - Farmers Bank	15,317.31
1001 Drug Fund Escrow Acct-Farmers	48,662.52
Total Checking/Savings	63,979.83
Current Assets	
1110 Cash on Hand - Petty Cash	245.00
Total Current Assets	245.00
Total Current Assets	64,224.83
Other Assets	
Transfers	
1610 Due To / From General Fund	21,834.36
Total Transfers	21,834.36
Total Other Assets	21,834.36
TOTAL ASSETS	86,059.19
LIABILITIES & EQUITY	
Current Liabilities	
Current Liabilities	
2002 DF Escrow Pending Acct	48,662.52
Total Current Liabilities	48,662.52
Total Current Liabilities	48,662.52
Long Term Liabilities	
TOTAL LIABILITIES	48,662.52
Equity	
2700 Retained Earnings	(22,981.92)
2730 Fund Balance-Restricted	28,601.02
Net Income	31,777.57
Total Equity	37,396.67

BALANCE SHEET
AS OF: NOVEMBER 30TH, 2019
50 -Drug Fund

	BALANCE
TOTAL LIABILITIES & EQUITY	86,059.19

50 -Drug Fund

% OF YEAR COMPLETED: 41.67

REVENUES	CURRENT BUDGET	CURRENT PERIOD	YEAR TO DATE ACTUAL	TOTAL ENCUMBERED	BUDGET BALANCE	% YTD BUDGET
Drug Fund Donations						
50-3101 Donations	0	0.00	1,500.00	0.00	(1,500.00)	0.00
TOTAL Drug Fund Donations	0	0.00	1,500.00	0.00	(1,500.00)	0.00
Drug Fines/Fees						
50-3200 Drug Fines	7,000	900.12	3,346.44	0.00	3,653.56	47.81
50-3222 Impound Storage Fees	7,000	0.00	5,535.00	0.00	1,465.00	79.07
TOTAL Drug Fines/Fees	14,000	900.12	8,881.44	0.00	5,118.56	63.44
Other Drug Revenue						
50-3501 Interest Income	80	0.00	18.21	0.00	61.79	22.76
50-3504 Miscellaneous Income	0	2,890.00	2,890.00	0.00	(2,890.00)	0.00
50-3505 Insurance Proceeds	18,190	0.00	18,790.18	0.00	(600.18)	103.30
50-3507 Seizure/Forfeit/Auction	10,000	0.00	1,785.05	0.00	8,214.95	17.85
TOTAL Other Drug Revenue	28,270	2,890.00	23,483.44	0.00	4,786.56	83.07
Transfers						
TOTAL REVENUE	42,270	3,790.12	33,864.88	0.00	8,405.12	80.12

50 -Drug Fund
DEPARTMENT - Drug

% OF YEAR COMPLETED: 41.67

DEPARTMENTAL EXPENDITURES	CURRENT BUDGET	CURRENT PERIOD	YEAR TO DATE ACTUAL	TOTAL ENCUMBERED	BUDGET BALANCE	% YTD BUDGET
Other Personnel Costs						
Other Expenses						
50-451-2312 Minor Equipment-Drug	40,230	0.00	633.82	0.00	39,596.18	1.58
50-451-2320 Bank Service Charge	40	0.00	0.00	0.00	40.00	0.00
50-451-2712 Other Drug Related Expenses	2,000	0.00	1,453.49	0.00	546.51	72.67
TOTAL Other Expenses	42,270	0.00	2,087.31	0.00	40,182.69	4.94
TOTAL Drug	42,270	0.00	2,087.31	0.00	40,182.69	4.94
TOTAL EXPENDITURES	42,270	0.00	2,087.31	0.00	40,182.69	4.94
REVENUE OVER/(UNDER) EXPENDITURES	0	3,790.12	31,777.57	0.00	(31,777.57)	0.00

BALANCE SHEET
AS OF: NOVEMBER 30TH, 2019
60 -Stormwater Fund

	BALANCE
ASSETS	
Current Assets	
Checking/Savings	
1000 Stormwater Fund - Farmers Bk	95,637.54
Total Checking/Savings	95,637.54
Current Assets	
1200 Accounts Receivable	18,614.97
1203 A/R - Stormwater Bad Debt	237.17
1220 A/R - Other	11,208.00
Total Current Assets	30,060.14
Total Current Assets	125,697.68
Other Assets	
Transfers	
1610 Due To / From General Fund	(13,772.20)
1620 Due To / From Sewer Fund	63,422.75
1630 Due To / From Street Fund	(100.00)
Total Transfers	49,550.55
Total Other Assets	49,550.55
TOTAL ASSETS	175,248.23
LIABILITIES & EQUITY	
Current Liabilities	
Current Liabilities	
2001 A/P - Other	22.83
2101 Accrued Wages Payable	1,320.48
2108 Accrued SS & Medicare	101.02
Total Current Liabilities	1,444.33
Total Current Liabilities	1,444.33
Long Term Liabilities	
TOTAL LIABILITIES	1,444.33

BALANCE SHEET
AS OF: NOVEMBER 30TH, 2019
60 -Stormwater Fund

	BALANCE
Equity	
2700 Retained Earnings	177,748.83
Net Income	(3,944.93)
Total Equity	173,803.90
TOTAL LIABILITIES & EQUITY	175,248.23

60 -Stormwater Fund

% OF YEAR COMPLETED: 41.67

REVENUES	CURRENT BUDGET	CURRENT PERIOD	YEAR TO DATE ACTUAL	TOTAL ENCUMBERED	BUDGET BALANCE	% YTD BUDGET
Stormwater Revenue						
60-3000 Stormwater Fees	155,000	12,923.26	65,511.04	0.00	89,488.96	42.27
TOTAL Stormwater Revenue	155,000	12,923.26	65,511.04	0.00	89,488.96	42.27
Other Revenue						
60-3200 Stormwater Fines	0	0.00	300.00	0.00	(300.00)	0.00
60-3400 Stormwater Permits/Fees	2,500	0.00	400.00	0.00	2,100.00	16.00
60-3501 Interest Income	180	0.00	72.55	0.00	107.45	40.31
60-3504 Miscellaneous Income	500	0.00	0.00	0.00	500.00	0.00
TOTAL Other Revenue	3,180	0.00	772.55	0.00	2,407.45	24.29
Transfers						
60-3711 From Fund Balance-StWr	17,313	0.00	0.00	0.00	17,313.00	0.00
TOTAL Transfers	17,313	0.00	0.00	0.00	17,313.00	0.00
TOTAL REVENUE	175,493	12,923.26	66,283.59	0.00	109,209.41	37.77

60 -Stormwater Fund
DEPARTMENT - Stormwater Fund

% OF YEAR COMPLETED: 41.67

DEPARTMENTAL EXPENDITURES	CURRENT BUDGET	CURRENT PERIOD	YEAR TO DATE ACTUAL	TOTAL ENCUMBERED	BUDGET BALANCE	% YTD BUDGET
Salaries						
60-461-1100 Salaries - Stormwater	63,228	2,286.11	11,193.32	0.00	52,034.68	17.70
60-461-1101 Overtime-Stormwater	500	0.00	0.00	0.00	500.00	0.00
TOTAL Salaries	63,728	2,286.11	11,193.32	0.00	52,534.68	17.56
Other Personnel Costs						
60-461-1200 SS & Medicare	4,837	174.51	850.73	0.00	3,986.27	17.59
60-461-1300 Employee Health Insurance	14,000	0.00	0.00	0.00	14,000.00	0.00
60-461-1400 Retirement	0	0.00	29.00	0.00	(29.00)	0.00
60-461-1500 Unemployment Ins.	28	0.00	0.00	0.00	28.00	0.00
TOTAL Other Personnel Costs	18,865	174.51	879.73	0.00	17,985.27	4.66
Other Expenses						
60-461-2002 Education & Training	1,000	0.00	0.00	0.00	1,000.00	0.00
60-461-2014 Work Comp Insurance	112	0.00	0.00	0.00	112.00	0.00
60-461-2104 Gas & Oil	1,000	0.00	0.00	0.00	1,000.00	0.00
60-461-2106 Publicity,Subscripts&Dues	3,800	0.00	25.00	0.00	3,775.00	0.66
60-461-2202 Vehicle Repair&Maintenance	1,000	0.00	0.00	0.00	1,000.00	0.00
60-461-2210 Contractual Services	3,200	135.43	2,211.89	0.00	988.11	69.12
60-461-2300 Operating Supplies	500	0.00	0.00	0.00	500.00	0.00
60-461-2302 Office Supplies	500	0.00	29.98	0.00	470.02	6.00
60-461-2310 Miscellaneous/Sundry	500	0.00	0.00	0.00	500.00	0.00
60-461-2312 Minor Equipmemt	1,000	0.00	0.00	0.00	1,000.00	0.00
60-461-2324 Clothing & Uniforms	500	0.00	0.00	0.00	500.00	0.00
60-461-4000 Professional Services	20,000	0.00	3,600.00	0.00	16,400.00	18.00
60-461-4016 Accounting & Auditing	1,000	0.00	0.00	0.00	1,000.00	0.00
60-461-4028 Stream Watch/Cleanup	500	0.00	0.00	0.00	500.00	0.00
60-461-6000 System Imp's/Repair	6,000	0.00	0.00	0.00	6,000.00	0.00
60-461-6014 Machinery&Equipment-Stwtr	52,288	0.00	52,288.60	0.00	(0.60)	100.00
TOTAL Other Expenses	92,900	135.43	58,155.47	0.00	34,744.53	62.60
TOTAL Stormwater Fund	175,493	2,596.05	70,228.52	0.00	105,264.48	40.02
TOTAL EXPENDITURES	175,493	2,596.05	70,228.52	0.00	105,264.48	40.02
REVENUE OVER/(UNDER) EXPENDITURES	0	10,327.21	(3,944.93)	0.00	3,944.93	0.00